

GENERAL DESCRIPTION

- Top :

AISI 304 stainless steel top 2 mm thick with a 55 mm high edge having 18 mm radius and return to under

- Chassis :

one-piece seam welded stainless steel chassis 2 mm thick duct at the back

- General :

AISI 304 side panels 1.2 mm thick Enamel front panel



APPLIANCE DESCRIPTION

Dimensions (mm) : W 400 x D 700 x H 280

- Top :

1 stainless steel AISI 304 GN1/3 sink welded on a 400 wide top - Optional monobloc mixer water tap with 360° swivel spout.

Requires connection to the water supply and to the waste

- Bridge unit

Natural gas
G20/20 :

-

Propane gas
G31/37 :

-








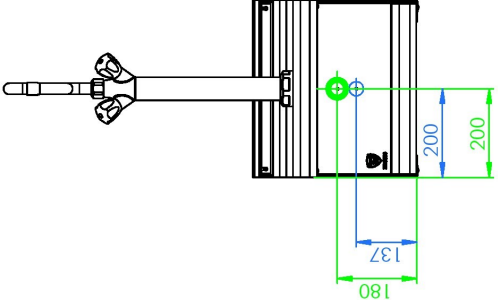
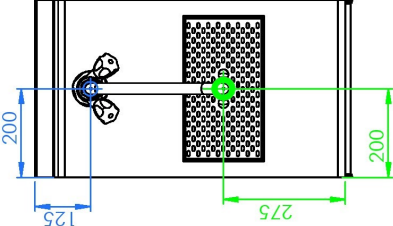
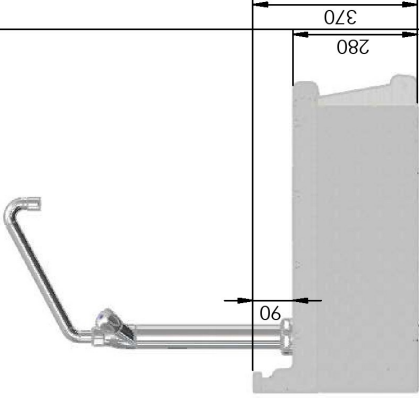
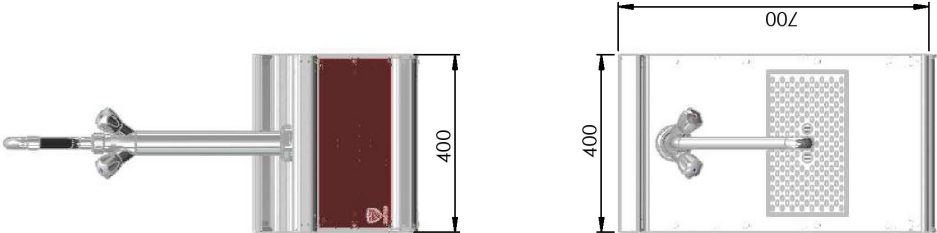

REFERENCE : 40-BAC-CHEF1/3

CODE	DIMENSIONS	VOLTAGE	POWER	WEIGHT
V07072	400 X 700 X 280 mm	-	-	-

OPTIONS	CODE
Monobloc mixer water tap	V01156
Hole cut to suit client's tap	V01292
Base unit 400 open	V07053
Base unit with storage GN1/1	V07054
Base unit + drawers	V07074
Electric hot cupboard in base 4 x GN1/1 (1-230V+E) - 0.75kW	V07063
Hinged door	V07061
-	-
-	-

ACCESSORIES	CODE
S/S clip on plinth panels	V07082
-	-
-	-



 <p>Connexion gaz Gas connection Gasanschluss Conexión gas</p>	 <p>Connexion électrique Electric connection Elektrische Verbindung Conexión eléctrica</p>	 <p>Options Options Aufanfrage Opciones</p>	 <p>Connexion eau froide Cold water connection Kaltwasseranschluss Conexión agua fría</p>	 <p>Connexion eau chaude Hot water connection Warmwasseranschluss Conexión agua caliente</p>	 <p>Connexion eau adoucie ≤ 3bars-Lh...7°F Softened water connection ≤ 3bars-7°F Wasserlauf (gefiltertes wasser ≤ bars-ab. 7°GH) Conexión agua blanda ≤ 3 bars-Lh...7°F</p>	 <p>Écoulement eaux usées sewage outflow wasserablauf desagüe</p>
						
<p>V07072 PRO700-40 BAC EGOUTOIR AVEC ROBINETS</p>						

Charvet reserves the right to modify the technical characteristics of its equipment without notice.

