

GENERAL DESCRIPTION

- Top :

AISI 304 stainless steel top 2 mm thick with a 55 mm high edge having 18 mm radius and return to under

- Chassis :

one-piece seam welded stainless steel chassis 2 mm thick duct at the back

- Legs :

. 200 mm high stainless steel legs with adjustable PVC feet (0/+30mm) - diam. : 60mm

- General :

AISI 304 side panels 1.2 mm thick
Enamel front panel

Natural gas
G20/20 :

-

Propane gas
G31/37 :

-

REFERENCE : **120-N**


APPLIANCE DESCRIPTION

Dimensions (mm) : W 1200 x D 700 x H 280

- Top :

Neutral work top AISI 304 - 2 mm thick

- Bridge unit



CODE

DIMENSIONS

VOLTAGE

POWER

WEIGHT

V07071

1200 X 700 X 280 mm

-

-

-

OPTIONS

CODE

Base unit 1200 open

V07059

Base unit with storage GN2/1 + GN1/1

V07060

-

-

-

-

-

-

-

-

-

-

-

-

-

-

ACCESSORIES

CODE

S/S clip on plinth panels

V07098









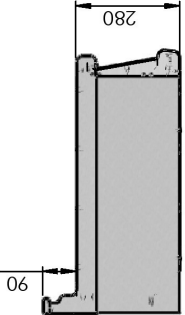


-

-

-

-



 <p>Connexion gaz Gas connection Gasanschluss Conexión gas</p>	 <p>Connexion électrique Electric connection Elektrische Verbindung Conexión eléctrica</p>	 <p>Options Options Aufanfrage Opciones</p>	 <p>Connexion eau froide Cold water connection Kaltwasseranschluss Conexión agua fría</p>	 <p>Connexion eau chaude Hot water connection Warmwasseranschluss Conexión agua caliente</p>	 <p>Connexion eau adoucie ≤ 3bars-Lh...7°F Softened water connection ≤ 3bars-7°F Wasserlauf (gefiltertes wasser ≤ bars-ab. 7°GH) Conexión agua blanda ≤ 3 bars-Lh...7°F</p>	 <p>Écoulement eaux usées sewage outflow wasserablauf desagüe</p>
						
<p>V07071 PRO700-120 NEUTRE</p>						

Charvet reserves the right to modify the technical characteristics of its equipment without notice.

