





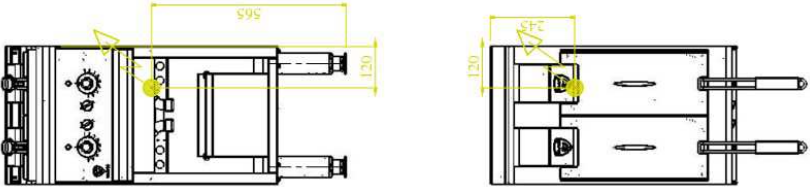
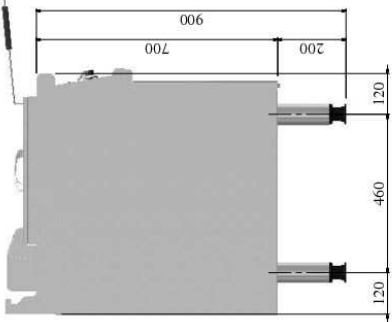
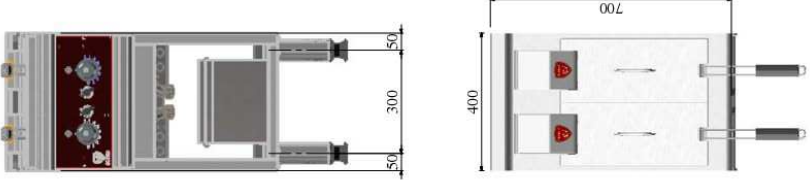





 <p>Connexion gaz Gas connection Gasanschluss Conexión gas</p>	 <p>Connexion électrique Electric connection Elektrische Verbindung Conexión eléctrica</p>	 <p>Options Options Aufanlage Opciones</p>	 <p>Connexion eau froide Cold water connection Kaltwasseranschluss Conexión agua fría</p>	 <p>Connexion eau chaude Hot water connection Warmwasseranschluss Conexión agua caliente</p>	 <p>Connexion eau adoucie ≤ 3bars-t.h... 7°F Softened water connection ≤ 3bars-7°F Wasserlauf (gefiltertes wasser < bars-ab- 7°GH) Conexión agua blanda ≤ 3 bars-t.h... 7°F</p>	 <p>Écoulement eaux usées sewage outflow wasserablauf desagüe</p>
						
						
 <p data-bbox="1177 1196 1251 1487">3~ 400 V + PE Ø1.5mm²</p> <p data-bbox="1177 1503 1383 1547">      </p> <p data-bbox="1353 1720 1383 2027">V07068 PRO 700-40 E2 FR 0708</p>						