

GENERAL DESCRIPTION

- Chassis :
one-piece seam welded stainless steel chassis 2 mm thick
- Legs :
. 200 mm high stainless steel legs with adjustable PVC feet (0/+30mm) - diam. : 60mm
- General :
AISI 304 side panels 1.2 mm thick



APPLIANCE DESCRIPTION

Dilensions (mm) : W 1200 x D 700 x H 620
 - Base
 Open cupboard with stainless steel removable base shelf in 2 sections

Natural gas G20/20 :	-
Propane gas G31/37 :	-

REFERENCE : 120-SBT-BAIE








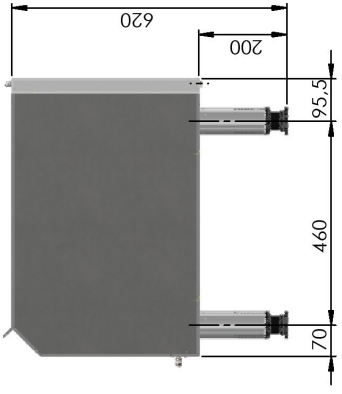
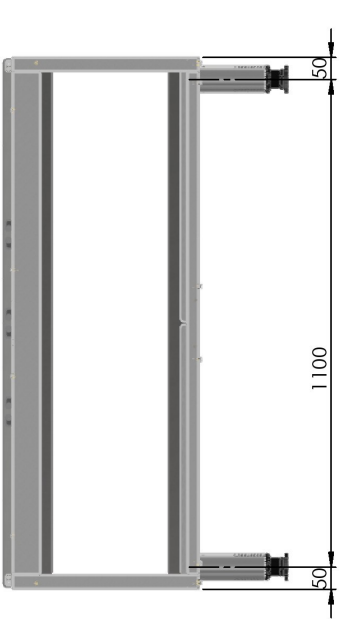
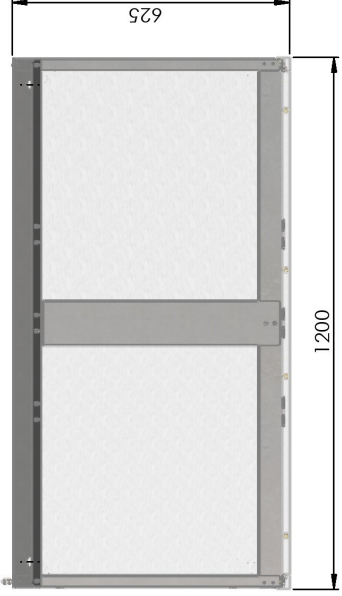





CODE	DIMENSIONS	VOLTAGE	POWER	WEIGHT
------	------------	---------	-------	--------

V07059	1200 X 700 X 620 mm	-	-	-
--------	---------------------	---	---	---

OPTIONS	CODE
-	-
-	-
-	-
-	-
-	-
-	-
-	-
-	-
-	-
-	-
-	-
-	-

ACCESSORIES	CODE
S/S clip on plinth panels	V07098
-	-
-	-



<p>Connexion gaz Gas connection Gasanschluss Conexión gas</p> 	<p>Connexion électrique Electric connection Elektrische verbindung Conexión eléctrica</p> 	<p>Options Options Aufantrage Opciones</p> 	<p>Connexion eau froide Cold water connection Kaltwasseranschluss Conexión agua fría</p> 	<p>Connexion eau chaude Hot water connection Warmwasseranschluss Conexión agua caliente</p> 	<p>Connexion eau adoucie ≤ 3bars-Lh...7°F Softened water connection ≤ 3bars-7°F Wasserlauf (gefiltertes wasser ≤ bars-ab. 7°GH) Conexión agua blanda ≤ 3 bars-Lh...7°F</p> 	<p>Ecoulement eaux usées sewage outflow wasserablauf desagüe</p> 
						
  <div style="display: flex; justify-content: space-around; align-items: center; margin-top: 20px;">      </div> <p style="text-align: right; margin-top: 20px;">V07059 PRO700-120 SBT-BAIE</p>						

Charvet reserves the right to modify the technical characteristics of its equipment without notice.