

GENERAL DESCRIPTION

- Chassis :
one-piece seam welded stainless steel chassis 2 mm thick
- Legs :
. 200 mm high stainless steel legs with adjustable PVC feet (0/+30mm) - diam. : 60mm
- General :
AISI 304 side panels 1.2 mm thick



APPLIANCE DESCRIPTION

Dimensions (mm) : W 800 x D 700 x H : 620
 - Base :
 Open cupboard with stainless steel base shelf with flush covered sides and 4xGN 2/1 stainless steel removable shelf runners

Natural gas G20/20 :	-
Propane gas G31/37 :	-

REFERENCE : 80-SBT-1RGT-GN2/1








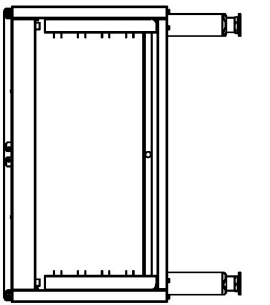
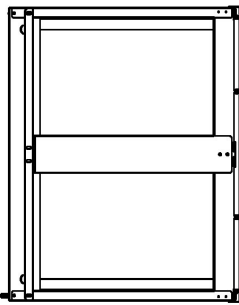
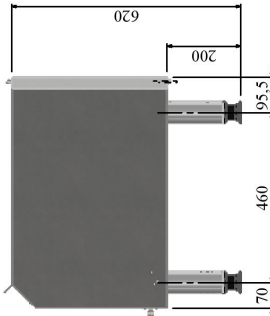






CODE	DIMENSIONS	VOLTAGE	POWER	WEIGHT
------	------------	---------	-------	--------

V07058	800 X 700 X 620 mm	-	-	-
--------	--------------------	---	---	---

OPTIONS	CODE
-	-
-	-
-	-
-	-
-	-
-	-
-	-
-	-
-	-
-	-
-	-
-	-

ACCESSORIES	CODE
S/S clip on plinth panels	V07084
-	-
-	-



 <p>Connexion gaz Gas connection Gasanschluss Conexión gas</p>	 <p>Connexion électrique Electric connection Elektrische verbindung Conexión eléctrica</p>	 <p>Options Options Aufanfrage Opciones</p>	 <p>Connexion eau froide Cold water connection Kaltwasseranschluss Conexión agua fría</p>	 <p>Connexion eau chaude Hot water connection Warmwasseranschluss Conexión agua caliente</p>	 <p>Connexion eau adoucie ≤ 3bars-t.h...7°F Softened water connection ≤ 3bars...7°F Wasserlauf (gefiltertes wasser ≤ bars-ab. 7°GH) Conexión agua blanda ≤ 3 bars-t.h...7°F</p>	 <p>Ecoulement eaux usées sewage outflow wasserablauf desagüe</p>
						
						
    			<p>V07058 PRO700-80 SBT-IRGT-GN2/I</p>			

Charvet reserves the right to modify the technical characteristics of its equipment without notice.

