

PASTA COOKER

BRIDGE UNIT

GENERAL DESCRIPTION

- Top :
AISI 304 stainless steel top 2 mm thick with a 55 mm high edge having 18 mm radius and return to under
- Chassis :
one-piece seam welded stainless steel chassis 2 mm thick duct at the back
- General :
AISI 304 side and front panels 1.2 mm thick
Enamel control panel
Chrome coated aluminium knob

Natural gas
G20/20 :

-

Propane gas
G31/37 :

-

REFERENCE : 40-R-E1CUISPAT



APPLIANCE DESCRIPTION

Dimensions (mm) : W 400 x D 700 x H 280













- Top :
 - . 1 15/10 mm thick AISI 316L GN2/3 tank with a 20 mm high edge to prevent debris from falling in the tank.
 - . Perforated double bottom in AISI 304 stainless steel
 - . Complete with cold water filled tap and mains drainage
 - . Drain tap to front
 - . Heating element rated 4 kW immersed in the water
 - . Regulation by simerstat with ""STOP"" position and ""ON"" light - indicator
 - . 4 baskets included
- Bridge unit
- Electrical rating : 4 kW 1-230 V+N+E

CODE	DIMENSIONS	VOLTAGE	POWER	WEIGHT
V07043	400 X 700 X 280 mm	1-230V N+E	ELEC 4 kW	-

OPTIONS	CODE
Base unit 400 open	V07053
Base unit with storage GN1/1 (requires drain tap to front)	V07054
Base unit + drawers (Requires drain tap to front)	V07074
Hinged door	V07061
Electric hot cupboard in base 4 x GN1/1 (1-230V+E) - 0.75kW	V07063
-	-
-	-
-	-
-	-

ACCESSORIES	CODE
S/S clip on plinth panels	V07082
-	-
-	-



 <p>Connexion gaz Gas connection Gasanschluss Conexión gas</p>	 <p>Connexion électrique Electric connection Elektrische Verbindung Conexión eléctrica</p>	 <p>Options Options Aufanlage Opciones</p>	 <p>Connexion eau froide Cold water connection Kaltwasseranschluss Conexión agua fría</p>	 <p>Connexion eau chaude Hot water connection Warmwasseranschluss Conexión agua caliente</p>	 <p>Connexion eau adoucie ≤ 3bars-L...7°F Softened water connection ≤ 3bars-7°F Wasserzulauf (gefiltertes wasser ≤ bars-abr. 7°GH) Conexión agua blanda ≤ 3 bars-L...7°F</p>	 <p>Écoulement eaux usées sewage outflow wasserablauf desagüe</p>
				<p>    </p> <p>1~230V + PE Ø 1.50mm²</p> <p>Ø 15x21 (1/2")</p> <p>Ø 20x27 (3/4")</p> <p>V07043 PRO700-40 E1-CUISPAT</p>		

Charvet se réserve le droit de modifier les caractéristiques techniques de ses matériels sans préavis.

