

## FRYER

## BRIDGE UNIT

### GENERAL DESCRIPTION

- Top :  
AISI 304 stainless steel top 2 mm thick with a 55 mm high edge having 18 mm radius and return to under
- Chassis :  
one-piece seam welded stainless steel chassis 2 mm thick duct at the back
- General :  
AISI 304 side and front panels 1.2 mm thick  
Enamel control panel  
Chrome coated aluminium knob



### APPLIANCE DESCRIPTION

Dimensions (mm) : W800 x D 700 x H 280

- Top :
  - . 2x8L capacity tanks, 1 mm thick, with cold and heat zones and a 20 mm high edge to prevent debris from falling in the cooking oil
  - . oil level warning marks
  - . drain tap to front
  - . removable lid in AISI 304 stainless steel, 1 mm thick
  - . electric heating with removable immersion element rated 7,5 kW
- Control and safety (for each tank) :
  - . on/off switch, control thermostat and indicator lights
  - . safety thermostat with manual reset
  - . safety microswitch to secure the position of the immersion element
- Accessory : 2 large nickel coated fryer basket
- Bridge unit
- Electrical rating : 15 kW 3-400+E
- Output 2x15.6 kg/h blanched chips

Natural gas  
G20/20 :

-

Propane gas  
G31/37 :

-








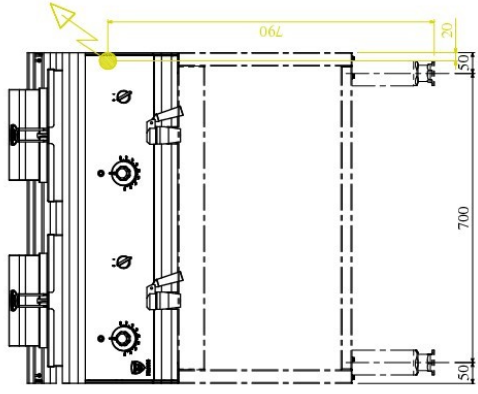
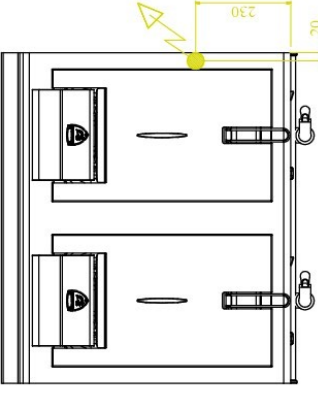
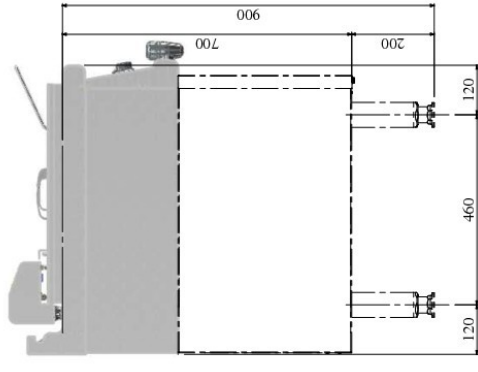
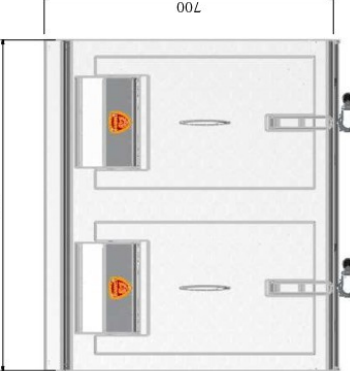





REFERENCE : **80-R-E2FR8L**

CODE	DIMENSIONS	VOLTAGE	POWER	WEIGHT
V07035	800 X 700 X 280 mm	3-400V+E	ELEC 15 kW	-

OPTIONS	CODE
Base unit 800 open	V07057
Base unit with 4xGN2/1 storage	V07058
Hinged doors	V07062
Electric hot cupboard in base 4 x GN2/1 (1-230V+E) - 1.13 kW	V07064
-	-
-	-
-	-
-	-
-	-

ACCESSORIES	CODE
S/S clip on plinth panels	V07084
-	-
-	-



 <p>Connexion gaz Gas connection Gasanschluss Conexión gas</p>	 <p>Connexion électrique Electric connection Elektrische Verbindung Conexión eléctrica</p>	 <p>Options Options Aufanlage Opciones</p>	 <p>Connexion eau froide Cold water connection Kaltwasseranschluss Conexión agua fría</p>	 <p>Connexion eau chaude Hot water connection Warmwasseranschluss Conexión agua caliente</p>	 <p>Connexion eau adoucie Softened water connection Wasserzulauf (gefiltertes wasser ≤ bars-abr. 7° GH) Conexión agua blanda ≤ 3 bars-L.L...7° F</p>	 <p>Écoulement eaux usées sewage outflow wasserablauf desagüe</p>
				     <p>3~400 V + PE Ø 1.50mm<sup>2</sup></p> <p><b>V07035 PRO 700-40 E2-FR8L</b></p>		

Charvet se réserve le droit de modifier les caractéristiques techniques de ses matériels sans préavis.