

## 2 CAST IRON GRIDDLE

## BRIDGE UNIT

### GENERAL DESCRIPTION

- Top :  
AISI 304 stainless steel top 2 mm thick with a 55 mm high edge having 18 mm radius and return to under
- Chassis :  
one-piece seam welded stainless steel chassis 2 mm thick duct at the back
- General :  
AISI 304 side and front panels 1.2 mm thick  
Enamel control panel  
Chrome coated aluminium knob



### APPLIANCE DESCRIPTION

Dimensions (mm) : W 800 x D 700 x H 280

- Top :  
2 inclined cast iron plate measuring 350x495 mm  
Grease collection drawer.  
Enameled steel "multi-ramp" burner rated 7 kW each  
Flame failure safety cut out thermocouple - pilot ignition - recessed low and high heat controls.  
Removable refractory cement bars between ramps
- Bridge unit
- Gas rating : 14 kW

Natural gas G20/20 :	1.27 m3/h
Propane gas G31/37 :	0.93 kg/h








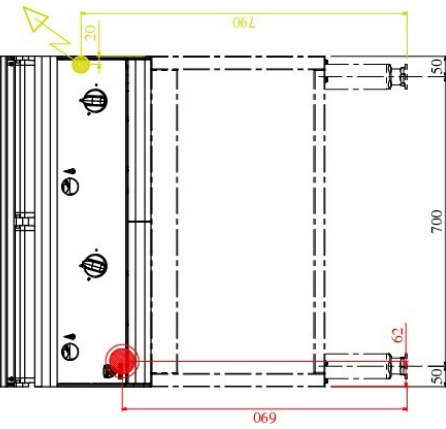
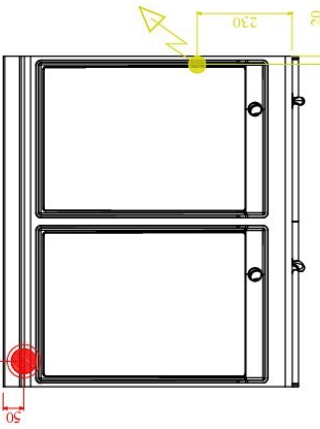
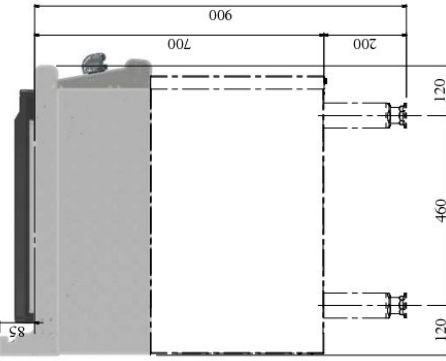






REFERENCE : **80-R-G2GRL**

CODE	DIMENSIONS	VOLTAGE	POWER	WEIGHT
<b>V07026</b>	800 X 700 X 280 mm	1-230V+E	GAS 14 kW	-

OPTIONS	CODE
Base unit 800 open	V07057
Base unit with 4xGN2/1 storage	V07058
Hinged doors	V07062
Electric hot cupboard in base 4 x GN2/1 (1-230V+E) - 1.13 kW	V07064
Electric ignition (1-230V+E)	V07067
-	-
-	-
-	-
-	-

ACCESSORIES	CODE
Smooth chrome griddle plate	V07091
Removable splash guard	V07086
S/S clip on plinth panels	V07084



 <p>Connexion gaz Gas connection Gasanschluss Conexión gas</p>	 <p>Connexion électrique Electric connection Elektrische Verbindung Conexión eléctrica</p>	 <p>Options Optionen Aufanlage Opciones</p>	 <p>Connexion eau froide Cold water connection Kaltwasseranschluss Conexión agua fría</p>	 <p>Connexion eau chaude Hot water connection Warmwasseranschluss Conexión agua caliente</p>	 <p>Connexion eau adoucie Softened water connection Wasserzulauf (gefiltertes wasser ≤ bars-abr. 7° GH) Conexión agua blanda ≤ 3 bars-Lit...7° F</p>	 <p>Écoulement eaux usées sewage outflow wasserablauf desagüe</p>
				<p>  Ø 15x21 (1/2")   1~230 V + PE Ø 1.50mm<sup>2</sup>       </p> <p><b>V07026 PRO700-80 G2-GRILL FTE</b></p>		

Charvet se réserve le droit de modifier les caractéristiques techniques de ses matériels sans préavis.

