

2 OPEN BURNERS + 1 SOLID TOP ON GN2/1 ELECTRIC OVEN

GENERAL DESCRIPTION

- Top :
AISI 304 stainless steel top 2 mm thick with a 55 mm high edge having 18 mm radius and return to under
- Chassis :
one-piece seam welded stainless steel chassis 2 mm thick duct at the back
- Legs :
. 200 mm high stainless steel legs with adjustable PVC feet (0/+30mm) - diam. : 60mm
- General :
AISI 304 side and front panels 1.2 mm thick
Enamel control panel
Chrome coated aluminium knob

Natural gas G20/20 :	1.90 m3/h
Propane gas G31/37 :	1.40 kg/h

REFERENCE : 80-M3FN/PL



APPLIANCE DESCRIPTION

Dimensions (mm) : W 800 x D 700 x H 900

- Top :
 - 2 "Crown" open burners 2x6.5 kW crown open burners with 330x520 nickel coated pan support
 - . Removable spillage tray
 - 1 built-in solid top measuring W:330 x D:520 "Crown" burners rated 5 kW
 - . Refractory cement heat retention tray
 - Flame failure safety cut out thermocouple - Pilot ignition - recessed low and high heat controls for each burner
 - Low stainless steel spillage tray
- Base :
 - 1 static electric oven GN 2/1 measuring W:650 x D:530 x H:290 mm
 - . heating covers vault and mild steel base rated 5 kW - 3-400 V+E
 - . 4-position switch and thermostatic regulation: range 50 to 300 degrees Centigrade - Indicator lights
 - . mild steel base 4 mm thick
 - . stainless steel double skinned insulated sides, top and base
 - . 3-position enameled steel removable shelf supports - space between runners: 70 mm
 - . AISI 304 stainless steel door with rock wool insulation
 - . enamel handle on anodised aluminium supports
 - . 1 GN 2/1 nickel coated oven shelf with anti tilt supports - 1 GN 2/1 black iron pastry sheet








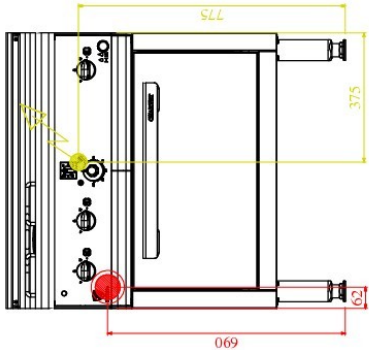
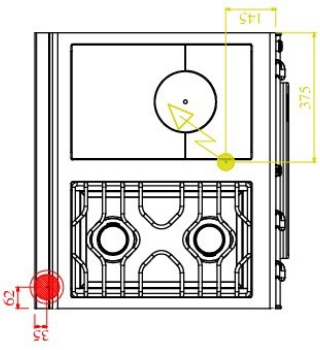
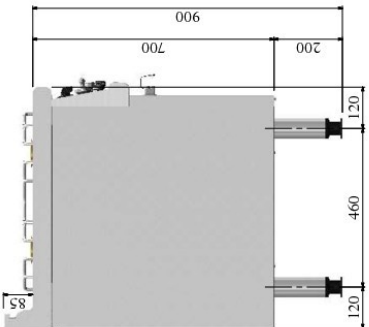

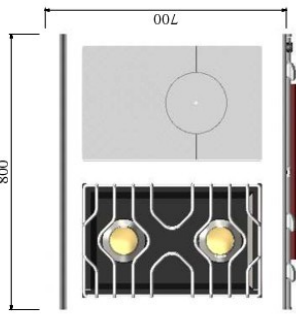





- Gas rating 18 kW - Electrical rating 5kW 3-400 V+E

CODE	DIMENSIONS	VOLTAGE	POWER	WEIGHT
V07011	800 X 700 X 900 mm	3-400V+E	GAS : 18 kW	-

OPTIONS	CODE
Electric ignition (1-230V+E)	V07067
-	-
-	-
-	-
-	-
-	-
-	-
-	-
-	-
-	-

ACCESSORIES	CODE
S/S clip on plinth panels	V07084
Nickel coated wire shelf with anti tilt supports	04051A
Blue-stained backing grid	F00158



 <p>Connexion gaz Gas connection Gasanschluss Conexión gas</p>	 <p>Connexion électrique Electric connection Elektrische Verbindung Conexión eléctrica</p>	 <p>Options Options Aufanlage Opciones</p>	 <p>Connexion eau froide Cold water connection Kaltwasseranschluss Conexión agua fría</p>	 <p>Connexion eau chaude Hot water connection Warmwasseranschluss Conexión agua caliente</p>	 <p>Connexion eau adoucie ≤ 3bars-L...7°F Softened water connection ≤ 3bars-7°F Wasserzulauf (gefiltertes wasser ≤ bars-abr. 7°GH) Conexión agua blanda ≤ 3 bars-L...7°F</p>	 <p>Écoulement eaux usées sewage outflow wasserablauf desagüe</p>
					     <p>Ø 15x21 (1/2") 1 ~230V + PE Ø 1.50mm²</p>	<p>V07011 PRO700-80 G3-FN-PL / FE</p>

Charvet se réserve le droit de modifier les caractéristiques techniques de ses matériels sans préavis.

