



FULL MODULE UNIT - L SMOOTH STEEL GRIDDLE - 2 ZONES

OPEN CUPBOARD

Pro 900

Summary

Energy :

GAS

Code :

V03639

Designation :

B-G1-GRIL-DOUBLE-ACIER

Dimensions (W x D x H) :

850 x 900 x 900 mm

Power : 16 kW (gas)

Voltage/Electric p. : 1~230V+E

Weight :

DEVICE DESCRIPTION

General description

Chassis :

Support frame in AISI 304 stainless steel, thickness 15 to 30/10, assembled by high intensity electric welds and lower rear release for passage of cables and supply tubes.

Top :

Top (frame) in AISI 304 stainless steel, 30/10 thick, with 55 mm front flanged edge and plywood.

Base :

Feet, height 200 mm, in AISI 304 stainless steel tube, diameter 60 mm with adjustable bases (0 / + 30).



Above :

- . Smooth steel plate 670 x 570 mm, 20 mm thick.
- . With integrated splashguard.
- . 2 independently controllable heating zones - unit power: 6 kW - Enamelled steel multiramp burners.
- . Controlled by thermostat on the front.
- . Removable stainless steel juice collector on the front of the plate.
- . Plate available in grooved and mixed version.

Below :

- . Open base : 850 x 900 x 900 mm.








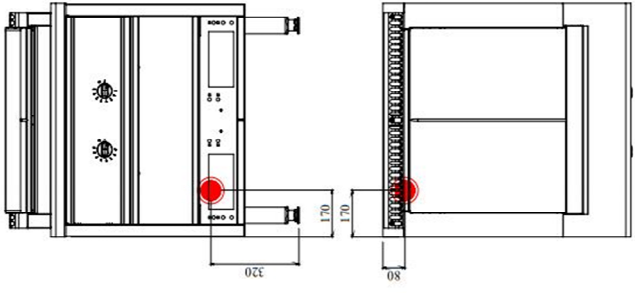
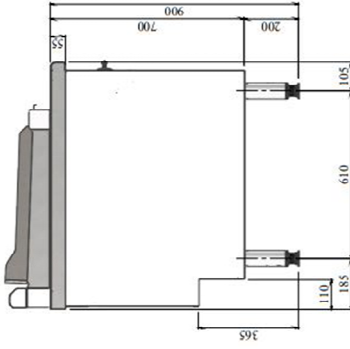
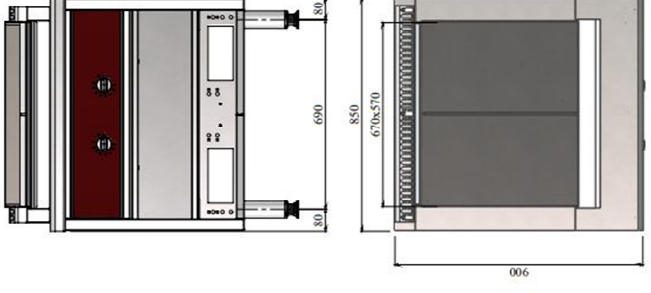





Natural gas flow G20/20 :

Propane gas flow G31/37 :

OPTIONS	CODE
Electric hot cupboard 4xGN2/1 in base - 3-400V+N+E/2,25 kW-therm. 0-30/110°C	V00826
Hinged doors - for open base	V01576
S/S rear panel fitted in factory - W : 840 x H: 645 mm	V01182
100% ribbed plate	V03595
1/2 smooth + 1/2 ribbed plate	V03597

ACCESSORIES	CODE
S/S clip on plinth panels - H : 170 mm for standard legs	V01187
Removable splash guard - for 1 griddle	Included



 <p>Connexion gaz Gasanschluss Gasanschluss Conexión gas</p>	 <p>Connexion électrique Electric connection Elektrische Verbindung Conexión eléctrica</p>	 <p>Options Optionen Aufträge Opciones</p>	 <p>Connexion eau froide Cold water connection Kaltwasseranschluss Conexión agua fría</p>	 <p>Connexion eau chaude Hot water connection Warmwasseranschluss Conexión agua caliente</p>	 <p>Connexion eau adoucie Soft water connection Weichwasseranschluss Conexión agua filtrada ≤ 3 bars-ch...7° F Wasserzulauf (gefiltertes wasser ≤ bars-abt. 7° GH) Conexión agua filtrada ≤ 3 bars-ch...7° F</p>	 <p>Ecoulement eaux usées sewage outflow wasserablauf desagüe</p>
						     <p>Ø 15/21 (1/2")</p>
<p>V03639 PRO900-B-G1-GRIL-DOUBLE-ACIER</p>						



LES AUTHENTIQUES DE LA CUISSON

CHARVET

1170 rue principale - BP3 - 38850 Charavines - FRANCE

Tél: +33 (0)4 76 06 64 22 - info@charvet.fr

www.charvet.fr



YouTube

