



ELECTRIC COOKING ELEMENTS - MULTIZONE

BRIDGE UNIT

Pro 800

Summary

Energy :

ELEC

Code :

V03618

Designation :

R-E 4 IND-MULTI

Dimensions (W x D x H) :

1000 x 800 x 380 mm

Power : 14 kW (elec)

Voltage/Electric P. : 3-400V+N+E

Weight :

APPLIANCE DESCRIPTION

General description

Chassis :

One-piece seam-welded AISI 304 stainless steel chassis, 1.5 to 3 mm thick.

Assembly by high intensity electric welding.

Top :

AISI 304 stainless steel top frame, 3 mm thick, with a 55 mm high edge and return to underside.



Above: 4 zones 180 x 360 mm - unit power : 3.5 kW per zone - under 420 x 810 mm glass ceramic hob.
. Potentiometer and heat / fault indicator lights.
. 4 controls (1 per zone).

Natural gas flow G20/20 :

Propane gas flow G31/37 :

OPTIONS

CODE








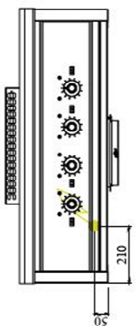
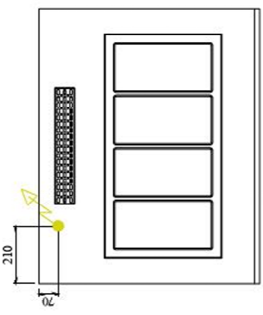
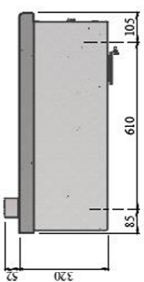






Plating shelf

V02067

ACCESSORIES

CODE



<p>  Conexión gas Gas connection Gasanschluss Conexión gas </p>	<p>  Conexión eléctrica Electric connection Elektrische Verbindung Conexión eléctrica </p>	<p>  Options Options Auftrage Opciones </p>	<p>  Conexión en frío Cold water connection Kaltwasseranschluss Conexión agua fría </p>	<p>  Conexión en caliente Hot water connection Warmwasseranschluss Conexión agua caliente </p>	<p>  Conexión en abojete Softened water connection Wasserlauf (gefилтertes Wasser) ≤ 3bar-77°F Conexión agua ≤ 3 bar-3h...7°F </p>	<p>  Ecoulement eaux usées sewage outflow wasserablauf deségte </p>	
							<p>      </p> <p>3~400V+N+T - 4mm²</p>
<p>V03618 PRO800-R-E4-IND-MULTI</p>							



LES AUTHENTIQUES DE LA CUISSON

CHARVET

1170 rue principale - BP3 - 38850 Charavines - FRANCE

Tél: +33 (0)4 76 06 64 22 - info@charvet.fr

www.charvet.fr



YouTube

