



FULL MODULE UNIT - INDUCTION HOBS 4 x 5 kW

OPEN CUPBOARD

Pro 1000

Summary

Energy :

ELEC

Code :

V03608

Designation :

E4IND5000

Dimensions (W x D x H) :

1000 x 1000 x 900 mm

Power : 20 kW (elec)

Voltage/Electric p. : 3-400V+N+E

Weight :

Device description

General description

Chassis :

Support frame in AISI 304 stainless steel, thickness 15 to 30/10, assembled by high intensity electric welds.

Top :

Top (frame) in AISI 304 stainless steel, 30/10 thickness, with 55 mm front flanged edge and counter-fold.

Feet :

Feet, height 200 mm, in AISI 304 stainless steel tube, diameter 60 mm with adjustable bases (0 / + 30).



Above :

- . 2 sets of 2 induction hotplates (220 mm diameter per hotplate for minimum 120 mm diameter container) under 2 flush glass-ceramic plates 325 x 650 mm, 6 mm thick.
- . Mounting of burners / generators on a slide to facilitate access during maintenance operations.
- . Front controls by potentiometers with stop positions, graduated marks from 1 to 12.
- . Indicator lights for operation and possible faults.

Below :

- . Open base with removable AISI304 stainless steel floor in 2 parts.
- . Power: 4 x 5 kW in 3 / 400V + N + E.

Natural gas flow G20/20 :

Propane gas flow G31/37 :

OPTIONS

CODE

Hinged doors for open base

V01577

S/S rear panel fitted in factory - W : 990 x H : 645 mm

V00887








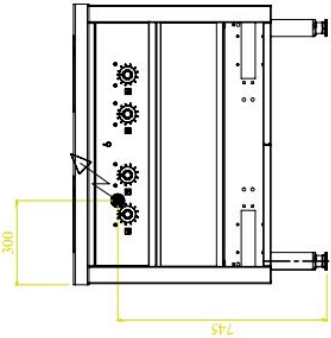
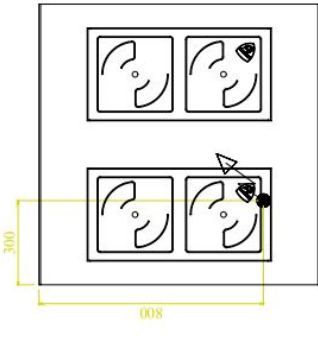
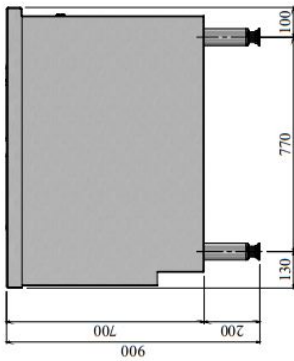
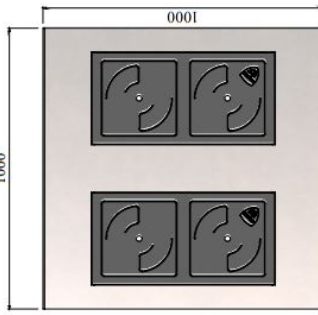

ACCESSORIES

CODE

S/S clip on plinth panel - H : 170 mm for standard legs

F02880



 <p>Connexion gaz Gas connection Gasanschluss Conexión gas</p>	 <p>Connexion électrique Electric connection Elektrische Anlagung Conexión eléctrica</p>	 <p>Options Options Ausrüstung Opciones</p>	 <p>Connexion eau froide Cold water connection Kaltwasseranschluss Conexión agua fría</p>	 <p>Connexion eau chaude Hot water connection Warmwasseranschluss Conexión agua caliente</p>	 <p>Connexion eau adoucie Softened water connection ≤ 3 bars-H.../7°F Wasserzulauf (gefiltertes wasser ≤ 3 bars-ab: 7° GH) Conexión agua blanda ≤ 3 bars-H.../7°F</p>	 <p>Ecoulement eaux usées sewage outflow wasserablauf desagüe</p>		
								 <p>3~ 400 V + N + PE Ø 4mm²</p> <p>V03608 PRO1000B-E4INDS000</p>



LES AUTHENTIQUES DE LA CUISSON

CHARVET

1170 rue principale - BP3 - 38850 Charavines - FRANCE

Tél: +33 (0)4 76 06 64 22 - info@charvet.fr

www.charvet.fr

