



FULL MODULE UNIT - INDUCTION HOBS 4 x 5 kW

OPEN BASE

Pro 900

Summary

Energy :

ELEC

Code :

V03607

Designation :

B-E4IND5000

Dimensions (W x D x H) :

850 x 900 x 900 mm

Power : 20 kW (elec)

Voltage/Electric p. : 3~400V+N+E / 20

Weight :

DEVICE DESCRIPTION

General description

Chassis :

One-piece seam welded 18-10 stainless steel chassis, 1,5 to 3 mm thick, assembled by high intensity electrical welds and lower rear step for passage of cables and supply tubes.

Top :

Top (frame) in 18-10 stainless steel, 30/10 thickness, with 55 mm front flanged edge and plywood.

Base :

Feet, height 200 mm, in 18-10 stainless steel tube, diameter 60 mm with adjustable bases (0 / + 30).

Natural gas flow G20/20 :

Propane gas flow G31/37 :



Above :

. 2 sets of 2 induction hotplates (diameter 220 mm per hotplate for a receptacle with a minimum diameter of 120 mm) under 2 flush ceramic hobs 325 x 650 mm, 6 mm thick.

. Mounting of burners / generators on a slide to facilitate access during maintenance operations.

. Front controls by potentiometers with stop positions, graduated marks from 1 to 12.

. Indicator lights for operation and possible faults.

Below :

. Open base with removable AISI304 stainless steel floor in 2 parts.

. Power: 4 x 5 kW in 3 / 400V + N + E.

OPTIONS

CODE

Hinged doors for open base

V01576

S/S rear panel fitted in factory W : 840 x H : 645 mm

V01182








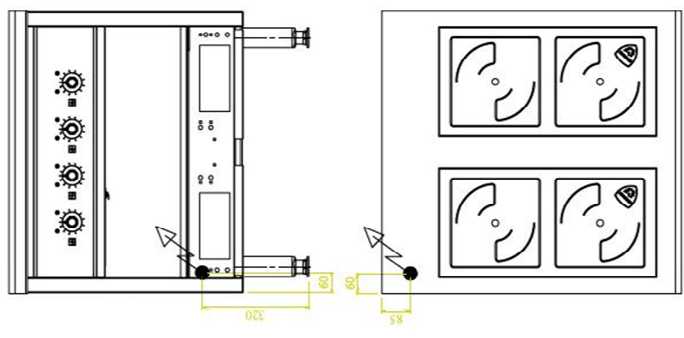
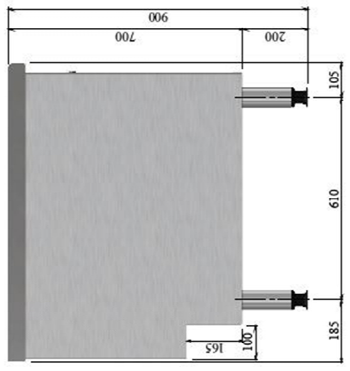
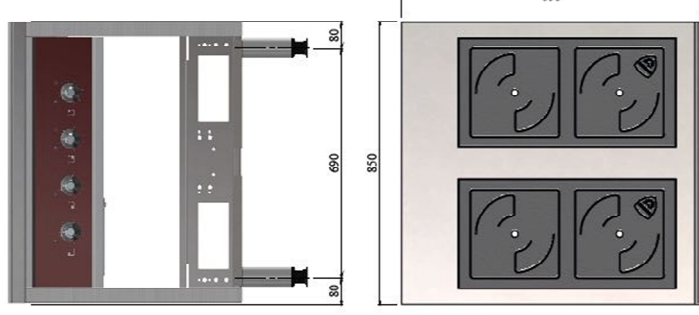

ACCESSORIES

CODE

S/S clip on plinth panels H : 170 mm for standard legs

V01187



 <p>Connexion gaz Gas connection Gasanschluss Conexión gas</p>	 <p>Connexion électrique Electric connection Elektrische Verbindung Conexión eléctrica</p>	 <p>Options Options Aufträge Opciones</p>	 <p>Connexion eau froide Cold water connection Kaltwasseranschluss Conexión agua fría</p>	 <p>Connexion eau chaude Hot water connection Warmwasseranschluss Conexión agua caliente</p>	 <p>Connexion eau adoucie Softened water connection ≤ 3bars-70°C Wasserlauf (gefiltertes wasser ≤ bars-ab: 70°C) Conexión agua blanda ≤ 3 bars-70°C</p>	 <p>Ecoulement eaux usées sewage outflow wasserablauf desagüe</p>
						
 						
 <p>3~ 400 V + PE Ø 4mm²</p> <p>V03607 PRO900-B-E4-INS000</p>						



LES AUTHENTIQUES DE LA CUISSON

CHARVET

1170 rue principale - BP3 - 38850 Charavines - FRANCE

Tél: +33 (0)4 76 06 64 22 - info@charvet.fr

www.charvet.fr

