



HALF MODULE UNIT - INDUCTION HOBS 2 x 5 kW

BODY : 500 mm HIGH

AERO Gam

Summary

Energy : ELEC	Code : V03603	Designation : C-E2IND5000	Dimensions (W x D x H) : 500 x 1000 x 900 mm Power : 10 kW (elec) Voltage/Electric p. : 3-400V+N+E Weight :
-------------------------	-------------------------	-------------------------------------	---

DEVICE DESCRIPTION

General description

Chassis :
chassis : one-piece seam welded 18-10 stainless steel chassis, 1,5 to 3 mm thick, assembled by high intensity electric welds.

Top :
18-10 stainless steel top frame, 3 mm thick, with an edge of 55 mm high and return.

Feet :
400 mm high stainless steel legs with adjustable PVC feet (0/+40 mm), diam : 60 mm



Above :

- . 1 set of 2 induction hotplates (diameter 220 mm per hearth for a receptacle with a minimum diameter of 120 mm) under a flush 325x650 mm ceramic hob, 6 mm thick.
- . Mounting of burners / generators on a slide to facilitate access during maintenance operations.
- . Front controls by potentiometers with stop positions, graduated marks from 1 to 12.
- . Indicator lights for operation and possible faults.

Below :








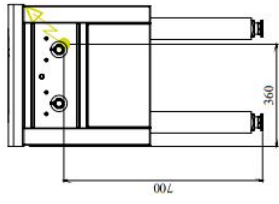
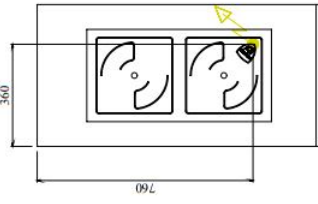
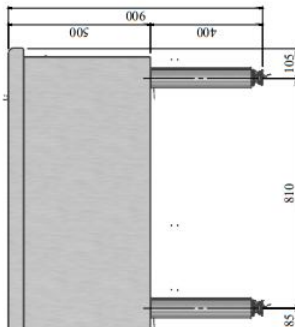
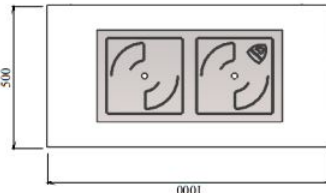
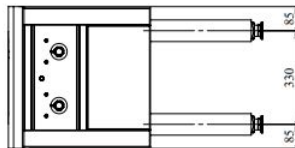

- . Open base with removable AISI304 stainless steel floor.
- . Power: 2 x 5 kW in 3 / 400V + N + E.

Natural gas flow G20/20 :
Propane gas flow G31/37 :

OPTIONS	CODE
Power 2 x 3,5 kW	V03630
S/S rear panel fitted in factory - W : 990 x H : 445 mm	V01289

ACCESSORIES	CODE



 <p>Connexion gaz Gas connection Gasanschluss Conexión gas</p>	 <p>Connexion électrique Electric connection Elektrischer Anschluss Conexión eléctrica</p>	 <p>Options Optionen Aufanlage Opciones</p>	 <p>Connexion eau froide Cold water connection Kaltwasseranschluss Conexión agua fría</p>	 <p>Connexion eau chaude Hot water connection Warmwasseranschluss Conexión agua caliente</p>	 <p>Connexion eau adoucie Softened water connection Wasserzulauf (gerichtet) Conexión agua blanda</p>	 <p>Écoulement eaux usées sewage outflow wasserablauf desagüe</p>	
							
		 <p>3~400V+N+PE - 4mm²</p>		<p>V03603 AEROGAM500E2IND</p>			



LES AUTHENTIQUES DE LA CUISSON

CHARVET

1170 rue principale - BP3 - 38850 Charavines - FRANCE

Tél: +33 (0)4 76 06 64 22 - info@charvet.fr

www.charvet.fr

