



HALF MODULE UNIT - INDUCTION HOBBS 2 x 5 kW

OPEN CUPBOARD

Pro 1000

Summary

Energy : ELEC	Code : V03602	Designation : 1/2B-E2IND5000	Dimensions (W x D x H) : 500 x 1000 x 900 mm Power : 10 kW (elec) Voltage/Electric p. : 3-400V+N+E Weight :
-------------------------	-------------------------	--	---

Device description

General description

Chassis :
Support frame in AISI 304 stainless steel, thickness 15 to 30/10, assembled by high intensity electric welds.

Top :
Top (frame) in AISI 304 stainless steel, 30/10 thickness, with 55 mm front flanged edge and counter-fold.

Feet :
Feet, height 200 mm, in AISI 304 stainless steel tube, diameter 60 mm with adjustable bases (0 / + 30).



Above :

- . 1 set of 2 induction hotplates (diameter 220 mm per hotplate for container diameter 120 mm minimum) under plate flush glass ceramic 325x650 mm, thickness 6 mm.
- . Mounting of burners / generators on a slide to facilitate access during maintenance operations.
- . Front controls by potentiometers with stop positions, graduated marks from 1 to 12.
- . Indicator lights for operation and possible faults.

Below :








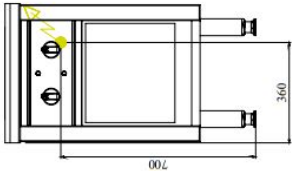
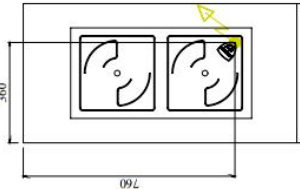
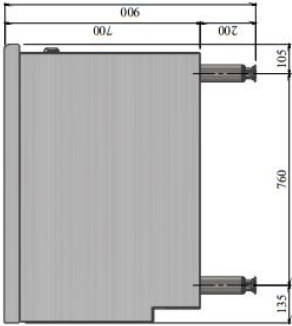
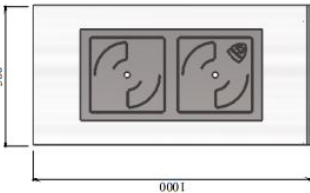

- . Open base with removable AISI304 stainless steel floor.
- . Power: 2 x 5 kW in 3 / 400V + N + E.

Natural gas flow G20/20 :
Propane gas flow G31/37 :

OPTIONS	CODE
Hinged doors for open base	V02007
Power 2 x 3,5 kW	V03630
Rear panel fitted in factory - W : 415 x H : 645 mm	V01184

ACCESSORIES	CODE
S/S clip on plinth panel - H : 170 mm for standard legs	V01190



 <p>Connexion gaz Gas connection Gasanschluss Conexión gas</p>	 <p>Connexion électrique Electric connection Elektrische Verbindung Conexión eléctrica</p>	 <p>Options Options Aufanlage Opciones</p>	 <p>Connexion eau froide Cold water connection Kaltwasseranschluss Conexión agua fría</p>	 <p>Connexion eau chaude Hot water connection Warmwasseranschluss Conexión agua caliente</p>	 <p>Connexion eau adoucie Softened water connection Wasserzulauf (gefiltertes wasser ≤ bars-ab: 7° GH) Conexión agua blanda ≤ 3 bars-ab: 7° F</p>	 <p>Écoulement eaux usées sewage outflow wasserablauf desagüe</p>	
							
		 <p>3-400V+N+PE - 4mm²</p>		<p>V03602 MODUL1000-1/2B-EZIND</p>			



LES AUTHENTIQUES DE LA CUISSON

CHARVET

1170 rue principale - BP3 - 38850 Charavines - FRANCE

Tél: +33 (0)4 76 06 64 22 - info@charvet.fr

www.charvet.fr

