



HALF MODULE UNITS - 2 INDUCTION HOBS - 2 X 5

BRIDGE UNIT

Pro 800

Summary

Energy :

ELEC

Code :

V03598

Designation :

1/2-R-E2-IND5000

Dimensions (W x D x H) :

425 x 800 x 320/380 mm

Power : 10 kW (elec)

Voltage/Electric P. : 3~400V+N+E

Weight :

APPLIANCE DESCRIPTION

General description

Chassis :

One-piece seam-welded AISI 304 stainless steel chassis, 1.5 to 3 mm thick.

Assembly by high intensity electric welding.

Top :

AISI 304 stainless steel top frame, 3 mm thick, with a 55 mm high edge and return to underside.



Above :

- . 1 set of 2 induction zones (diameter 220 mm per zone for a pan with a minimum diameter of 120mm) under a flush vitroceramic plate 325 x 650 mm, 6 mm thick.
- . Mounting of coils / generators on a slide to facilitate access during maintenance operations.
- . Front controls by potentiometers with stop positions, graduated marks from 1 to 12.
- . Indicator lights for operation and possible faults.

Below:

- . None should be placed or suspended.
- . **WARNING:** the operation of the generators requires a sufficient air supply to ensure their ventilation, it is therefore essential to consult us for any installation of equipment.
- . Power: 2 x 5 kW in 3ph 400v + N + E.

Natural gas flow G20/20 :

Propane gas flow G31/37 :

OPTIONS

CODE

150-mm wide plating shelf - integrated into the top

V00805








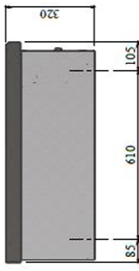
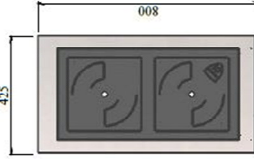





Power 2 x 3,5 Kw

V03630

ACCESSORIES

CODE



<p>  Connexion gaz Gas connection Gasanschluss Conexión gas </p>	<p>  Connexion électrique Electric connection Elektrische Verbindung Conexión eléctrica </p>	<p>  Options Opciones Aufbautage Opciones </p>	<p>  Connexion eau froide Cold water connection Kaltwasseranschluss Conexión agua fría </p>	<p>  Connexion eau chaude Hot water connection Warmwasseranschluss Conexión agua caliente </p>	<p>  Connexion eau adoucie Soft water connection Softwasseranschluss Conexión agua blanda </p>	<p>  Ecoulement eaux usées sewage outflow Abwasserlauf desague </p>
				<p>      3~400V + PE P= 10 </p>		
<p style="text-align: right;">V03598 1/2-PRO800-R-E2IND5000</p>						



LES AUTHENTIQUES DE LA CUISSON

CHARVET

1170 rue principale - BP3 - 38850 Charavines - FRANCE

Tél: +33 (0)4 76 06 64 22 - info@charvet.fr

www.charvet.fr

