



FULL MODULE UNIT - DOUBLE SMOOTH CHROME
ZONES
OPEN BASE

Pro 900

Summary

Energy :
ELEC

Code :
V03587

Designation :
B-E1-GRILDOUBLE-CHR

Dimensions (W x D x H) :
850 x 900 x 900 mm
Power : 12 kW (elec)
Voltage/Electric p. : 3~400V+N+E / 12
Weight :

DEVICE DESCRIPTION

General description

Chassis :
One-piece seam welded 18-10 stainless steel chassis,
1,5 to 3 mm thick, assembled by high intensity electrical welds and lower rear step for passage of cables and supply tubes.

Top :
Top (frame) in 18-10 stainless steel,
30/10 thickness, with 55 mm front flanged edge and plywood.

Base :
Feet, height 200 mm, in 18-10 stainless steel tube, diameter 60 mm with adjustable bases (0 / + 30).

Natural gas flow G20/20 :

Propane gas flow G31/37 :



Above :

- . Smooth chrome plate 670 x 570 mm, 20 mm thick.
- . With integrated splashguard.
- . 2 independently controllable heating zones - unit power : 6 kW.
- . Controlled by thermostat on the front.
- . Removable stainless steel juice collector on the front of the plate.
- . Plate available in grooved and mixed version.

Below :

- . Open base: 850 x 900 x 900 mm.








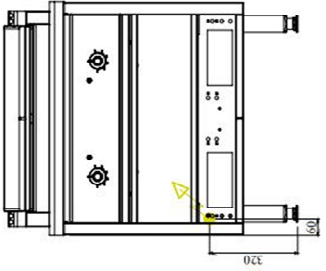
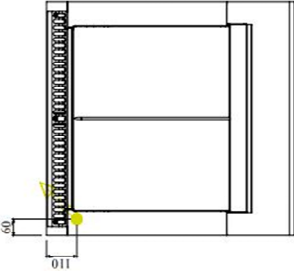
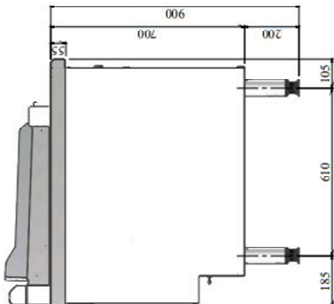





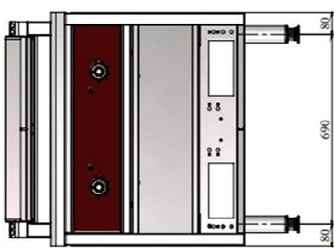
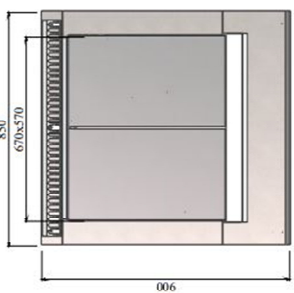
OPTIONS **CODE**

Electric hot cupboard 4xGN2/1 in base 3-400V+N+E/2,25 kW-therm. 0-30/110°C	V00826
Hinged doors for open base	V01576
S/S rear panel fitted in factory W : 840 x H: 645 mm	V01182
100% ribbed plate	V03595
1/2 smooth + 1/2 ribbed plate	V03597

ACCESSORIES **CODE**

S/S clip on plinth panels H : 170 mm for standard legs	V01187
Removable splash guard For 1 griddle	Included



 <p>Connexion gaz Gasanschluss Gasanschluss Conexión gas</p>	 <p>Connexion électrique Electric connection Elektrische Verbindung Conexión eléctrica</p>	 <p>Options Optionen Ausrüstung Opciones</p>	 <p>Connexion eau froide Cold water connection Kaltwasseranschluss Conexión agua fría</p>	 <p>Connexion eau chaude Hot water connection Warmwasseranschluss Conexión agua caliente</p>	 <p>Connexion eau adoucie Softened water connection ≤ 3bars-7°F Wasserzulauf (gefiltertes wasser ≤ bars-ab 7°GH) Conexión agua blanda ≤ 3 bars-ch.-7°F</p>	 <p>Ecoulement eaux usées sewage outflow wasserablauf desagüe</p>	
						     <p>3-400V+N+T - 4mm²</p>	
							<p>V03587 PRO900-B EI-GRIL-DOUBLE-CHR</p>



LES AUTHENTIQUES DE LA CUISSON

CHARVET

1170 rue principale - BP3 - 38850 Charavines - FRANCE

Tél: +33 (0)4 76 06 64 22 - info@charvet.fr

www.charvet.fr



YouTube

