






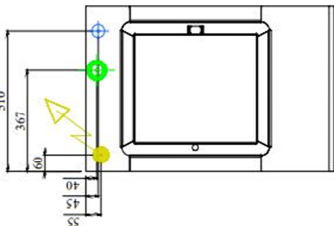
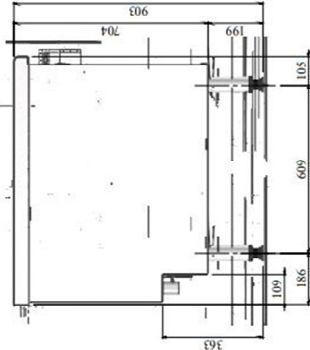
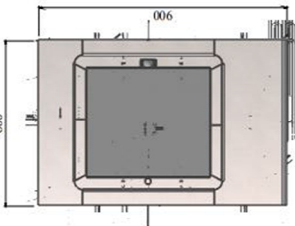

 <p>Connexion gaz Gasanschluss Gasanschluss Conexión gas</p>	 <p>Connexion électrique Electric connection Elektrische verbindung Conexión eléctrica</p>	 <p>Options Optionen Aufanlage Opciones</p>	 <p>Connexion eau froide Cold water connection Kaltwasseranschluss Conexión agua fría</p>	 <p>Connexion eau chaude Hot water connection Warmwasseranschluss Conexión agua caliente</p>	 <p>Connexion eau adoucie Soft water connection Wasserzulauf (gefiltertes wasser ≤ bars-ab. 7°GH) Conexión agua blanda ≤ 9 bars-ab. 7° F</p>	 <p>Ecoulement eaux usées sewage outflow wasserablauf desague</p>
						 <p>3-400V+N+T - 4mm² Ø15X21 (1/2") Ø40X49 (1" - 1/2)</p> <p>V03578 PRO900-B-EI-PLANCHIA-600</p>



LES AUTHENTIQUES DE LA CUISSON

CHARVET

1170 rue principale - BP3 - 38850 Charavines - FRANCE

Tél: +33 (0)4 76 06 64 22 - info@charvet.fr

www.charvet.fr

