



FULL MODULE UNITS - SMOOTH STEEL GRIDDLE -

OPEN BASE

Pro 800

Summary

Energy :

ELEC

Code :

V03566

Designation :

B-E1-GRIL-DOUBLE-ACIER

Dimensions (W x D x H) :

850 x 800 x 900 mm

Power : 12 kW (elec)

Voltage/Electric P. : 3~400V+N+E

Weight :

APPLIANCE DESCRIPTION

General description

Chassis :

One-piece seam-welded AISI 304 stainless steel chassis, 1.5 to 3 mm thick.

Assembly by high intensity electric welding.

Top :

AISI 304 stainless steel top frame, 3 mm thick, with a 55 mm high edge and return to underside.

Legs :

200 mm high AISI 304 stainless steel legs, diam. : 60 mm. Adjustable PVC feet (0 / + 30).



Above :

- . Smooth steel plate 670 x 570 mm, 20 mm thick.
- . With integrated splashguard.
- . 2 independently controllable heating zones - unit power : 6 kW.
- . Controlled by thermostat on the front.
- . Removable stainless steel drainage on the front of the plate.
- . Plate available in grooved and mixed version.

Below :

- . Open base 850 x 800 x 900 mm.

Natural gas flow G20/20 :

Propane gas flow G31/37 :

OPTIONS

CODE

150-mm wide plating shelf - integrated into the top

V00806

Electric hot cupboard 4xGN2/1 in base - 3-400V+N+E/2,25 kW-therm. 0-30/110°C

V00826

Hinged doors - for open base

V01813

S/S rear panel fitted in factory - L: 840 x H: 645 mm

V01182

100% ribbed plate

V03594

1/2 smooth + 1/2 ribbed plate

V03596

ACCESSORIES

CODE








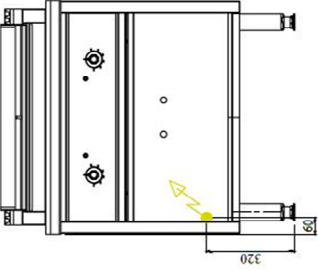
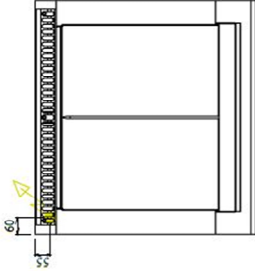
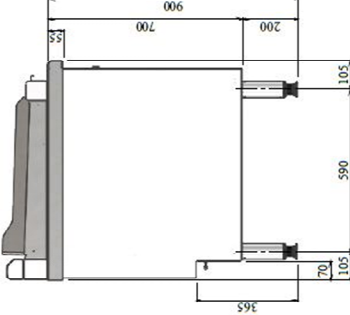
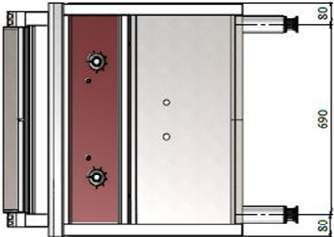
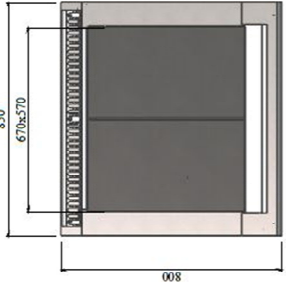





S/S clip on plinth panels H : 170 mm for standard legs

V01187

Removable splash guard - For 1 griddle

Included



 <p> Conexiune gaz Gas connection Gasanschluss Conexión gas </p>	 <p> Conexiune electrică Electric connection Elektrische Verbindung Conexión eléctrica </p>	 <p> Opțiuni Options Aufträge Opciones </p>	 <p> Conexiune apă rece Cold water connection Kaltwasseranschluss Conexión agua fría </p>	 <p> Conexiune apă caldă Hot water connection Warmwasseranschluss Conexión agua caliente </p>	 <p> Conexiune apă abajorie 3 bar-7 bar Softwater connection 3 bar-7 bar Wasserlauf (geföhertes wasser ≤ bar-ab. 7 GH) Conexión agua abajoria 3 bar-7 bar-7 F </p>	 <p> Ecoulement eaux usées sewage outflow wasserablauf desague </p>
						
		 				
     <p>3~400V+N+T - 4mm²</p>		<p>V03566 PRO800-B E1-GRIL-DOUBLE-ACIER</p>				



LES AUTHENTIQUES DE LA CUISSON

CHARVET

1170 rue principale - BP3 - 38850 Charavines - FRANCE

Tél: +33 (0)4 76 06 64 22 - info@charvet.fr

www.charvet.fr



YouTube

