



HALF MODULE UNITS - Multi-function bain-marie

BRIDGE UNIT

Pro 800

Summary

Energy :

ELEC

Code :

V03374GB

Designation :

R-E1-BM-1/1-MULTI

Dimensions (L x P x H) :
425 x 800 x 320/380mm
Power: //
voltage/ electrical power : 1~230V+T /
4 kW. Weight: 75kg

APPLIANCE DESCRIPTION

General description

- Frame:

One-piece seam-welded AISI 304 stainless steel chassis, 1.5 to 3 mm thick.

- Top:

AISI 304 stainless steel top frame, 2 mm thick, with a 55 mm high edge having a 18 mm radius and return to underside.

- Legs:

No legs - To be placed on supporting structure.

Natural Gas Flow G20/20 :

Propane Gas Flow G31/37 :

Top :

- . 1 bain-marie tank GN1/1 (L.325xD.530xH.210mm) AISI316 high edge to prevent debris from falling in the tank. Perforated double bottom AISI304. Front drain tap.
- . Heating element rated 1kW fitted underneath the tank in a tight coffer. Thermostatic regulation 30-110°C with "stop" position and "on" light indicator.
- . Removable lid AISI 304 with handle. WARNING containers and supports excluded.
- . Low temperature function provided by a removable immersion heater rated 3kW controlled by electronic regulation to the nearest degree. Digital display of temperatures.
- . Regulation range 30-110°C
- . Automatic water leveling with built-in level probe.
- . Removable kit for easy cleaning.

Base :

- . Bridge unit

Photo non contractuelle



OPTIONS

CODE








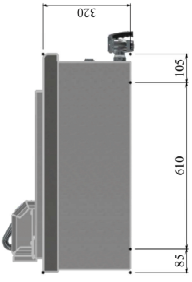
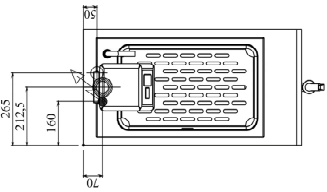
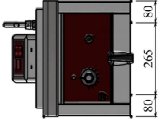
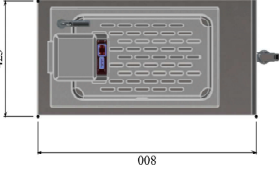





150mm wide plating shelf

V00805

ACCESSORIES

CODE



 <p>Comexion gaz Gas connection Gasanschluss Conexión gas</p>	 <p>Comexion électrique Electric connection Elektrische Verbindung Conexión eléctrica</p>	 <p>Options Wahlmöglichkeiten Aufbauelemente Opciones</p>	 <p>Comexion eau froide Cold water connection Kaltwasseranschluss Conexión agua fría</p>	 <p>Comexion eau chaude Hot water connection Warmwasseranschluss Conexión agua caliente</p>	 <p>Comexion eau adoucie Softened water connection Softened water connection Wasserlauf (gefällertes wasser ≤ 3 bars-7°F) Comexión agua ≤ 3 bars-41.7°F</p>	 <p>Ecoulement eaux usées sewage outflow wasserablauf desagüe</p>
						
				     <p>3~400V+ N + PE - 2.5 mm² Ø15/21 (1/2") Ø20/27 (3/4")</p>		<p>V03374 PRO800-1/2R-E1-BM-1/1-MULTI</p>



LES AUTHENTIQUES DE LA CUISSON

CHARVET

1170 rue principale - BP3 - 38850 Charavines - FRANCE

Tél: +33 (0)4 76 06 64 22 - info@charvet.fr

www.charvet.fr



YouTube

