



6 BURNERS ELEMENTS 1275 MM - 6 BURNERS

BRIDGE UNIT

**Pro 800**

Summary

Energy :

GAS

Code :

V03322

Designation :

R-G6FN

Dimensions (W x D x H) :  
1275 x 800 x 320/380 mm  
Power : 49,5 kW (gas)  
Voltage/Electric P. : 1~230V+E  
Weight :

## APPLIANCE DESCRIPTION

### General description

**Chassis :**

One-piece seam-welded AISI 304 stainless steel chassis, 1.5 to 3 mm thick.

Assembly by high intensity electric welding.

**Top :**

AISI 304 stainless steel top frame, 3 mm thick, with a 55 mm high edge and return to underside.



**Above :**

- . 6 open burners - P: 3 x 10 kW at the front and 3 x 6.5 kW at the rear - under 6 cast iron grids of 420 x 300 mm.
- . 3 removable enamelled steel pan supports. 3 stainless steel wire small pan supports.
- . Crown type "I.SYSTEM" burners (CHARVET patented), with pilot lights and safety thermocouples controlled by gas valves with backlash type "stop / ignition / full flame / idle".
- . AISI304 stainless steel cleanliness drawer on the front.

Natural gas flow G20/20 :

Propane gas flow G31/37 :

### OPTIONS

### CODE

150-mm wide plating shelf - integrated into the top

V00807

Electric spark ignition - 1~230V+E /0,002 kW

V01014

« Double-crown » burner 8 kW - In place of 1 standard burner

V02459








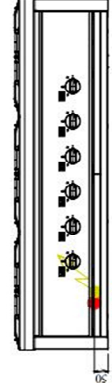
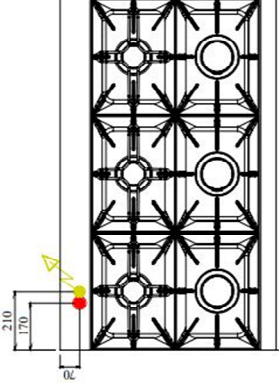

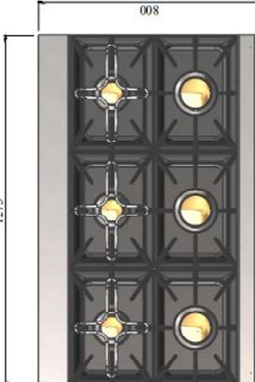





«IS-ECO» burner - In place of 1 standard burner 1-230V+E

NA

### ACCESSORIES

### CODE



 <p>Connexion gaz Gasanschluss Gasanschluss Conexión gas</p>	 <p>Connexion électrique Electric connection Elektrische Verbindung Conexión eléctrica</p>	 <p>Options Optionen Ausrüstung Opciones</p>	 <p>Connexion eau froide Cold water connection Kaltwasseranschluss Conexión agua fría</p>	 <p>Connexion eau chaude Hot water connection Warmwasseranschluss Conexión agua caliente</p>	 <p>Connexion eau adoucie Softened water connection Wasserzulauf (geföhertes wasser ≤ bars-ab: 7°GH) Conexión agua blanda ≤ 3 bars-ch...?°F</p>	 <p>Ecoulement eaux usées sewage outflow wasserablauf desague</p>	
							<p>Ø20/27 (3/4") 1~230V+T - 2.5 mm² (Opt.All.elect.)</p>      <p>V03322 PRO800-R-G6-FN</p>



LES AUTHENTIQUES DE LA CUISSON

**CHARVET**

1170 rue principale - BP3 - 38850 Charavines - FRANCE

Tél: +33 (0)4 76 06 64 22 - info@charvet.fr

[www.charvet.fr](http://www.charvet.fr)



YouTube

