



6 BURNERS ELEMENTS 1275 MM - 6 BURNERS

OPEN CUPBOARD

Pro 800

Summary

Energy :

GAS

Code :

V03321

Designation :

B-G6FN

Dimensions (W x D x H) :
1275 x 800 x 900 mm
Power : 49,5 kW (gas)
Voltage/Electric P. : 1~230V+E
Weight :

APPLIANCE DESCRIPTION

General description

Chassis :

One-piece seam-welded AISI 304 stainless steel chassis, 1.5 to 3 mm thick.
Assembly by high intensity electric welding.

Top :

AISI 304 stainless steel top frame, 3 mm thick, with a 55 mm high edge and return to underside.

Legs :

200 mm high AISI 304 stainless steel legs, diam. : 60 mm. Adjustable PVC feet (0 / + 30).



Above :

- . 6 open burners - P: 3x10kW at the front and 3x 6.5kW at the rear - under 6 cast iron grids of 420x300mm.
- . 3 removable enamelled steel pan supports. 3 stainless steel wire small pan supports.
- . Crown type "I.SYSTEM" burners (CHARVET patented), with pilot lights and safety thermocouples controlled by gas valves with backlash type "stop / ignition / full flame / idle".
- . AISI304 stainless steel cleanliness drawer on the front.

Below :

- . Open base: 1275 x 800 x 900 mm.

Natural gas flow G20/20 :

Propane gas flow G31/37 :

OPTIONS

CODE








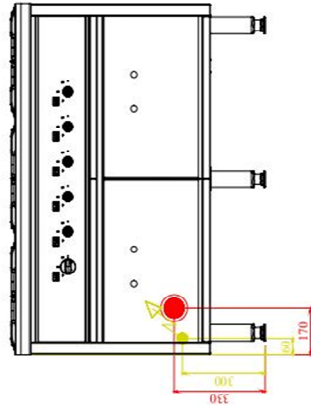

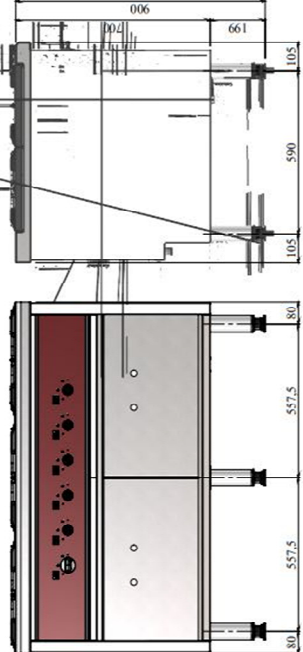
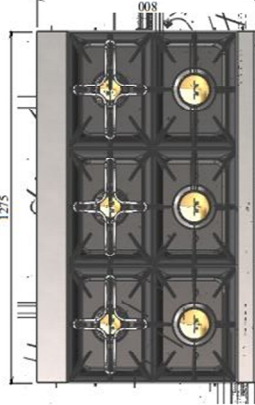





150-mm wide plating shelf - integrated into the top	V00807
Hinged doors - for open base closure	V03632
Electric spark ignition - 1~230V+E /0,002 kW	V01014
« Double-crown » burner 8 kW - In place of 1 standard burner	V02459
«IS-ECO» burner - In place of 1 standard burner 1-230V+E	NA
S/S rear panel fitted in factory - W : 840/1265 x H : 645 mm	V01183

ACCESSORIES

CODE

S/S clip on plinth panels - 170 mm for legs 200 mm	V01188



<p>  Conexión gas Gas connection Gasanschluss Conexión gas </p>	<p>  Connexion électrique Electric connection Elektrische Verbindung Conexión eléctrica </p>	<p>  Options Options Aulfträge Opciones </p>	<p>  Connexion eau froide Cold water connection Kaltwasseranschluss Conexión agua fría </p>	<p>  Connexion eau chaude Hot water connection Heißwasseranschluss Conexión agua caliente </p>	<p>  Connexion eau adoucie Soft water connection Softwasseranschluss Softwater connection Wasserzulauf (gefülltes wasser ≤ bars-ab: 7 GH) Conexión agua blanda ≤ 3 bars-ab: 7 F </p>	<p>  Ecoulement eaux usées sewage outflow wasserablauf desague </p>	
						 <p>  Ø20/27 (3/4")  1~230V+T - 2.5 mm² (Opt Allélect.)    </p> <p>V03321 PRO800 B-G6FN</p>	



LES AUTHENTIQUES DE LA CUISSON

CHARVET

1170 rue principale - BP3 - 38850 Charavines - FRANCE

Tél: +33 (0)4 76 06 64 22 - info@charvet.fr

www.charvet.fr



YouTube

