



# HALF MODULE UNIT - PASTA COOKER

## OPEN BASE

# Pro 900

## Summary

<b>Energy :</b> ELEC	<b>Code :</b> V02925	<b>Designation :</b> B-E1CUIPAT1/1	<b>Dimensions (W x D x H) :</b> 425 x 900 x 900 mm <b>Power : 11 kW (elec)</b> <b>Voltage/Electric p. : 3~400V+N+E / 11</b> <b>Weight :</b>
-------------------------	-------------------------	---------------------------------------	---

## DEVICE DESCRIPTION

### General description

**Chassis :**

One-piece seam welded 18-10 stainless steel chassis, 1,5 to 3 mm thick, assembled by high intensity electrical welds and lower rear step for passage of cables and supply tubes.

**Top :**

Top (frame) in 18-10 stainless steel, 30/10 thickness, with 55 mm front flanged edge and plywood.

**Base :**

Feet, height 200 mm, in 18-10 stainless steel tube, diameter 60 mm with adjustable bases (0 / + 30).

**Natural gas flow G20/20 :**

**Propane gas flow G31/37 :**



**Above :**

- . 1 stainless steel tank with double perforated bottom
- . Internal dimensions of the tank: W 305 x D 520 H 230 mm
- . Heating by removable immersion heater power 11 kW, controlled by an electronic thermostat
- . Power indicator
- . Starch washing device and sprinkler
- . Drainage area for baskets with removable grids
- . Drainage tube, plug for draining the tank
- . Supply: 6 GN 1/6 baskets in stainless steel with insulating handle
- . Optional automatic basket lifting








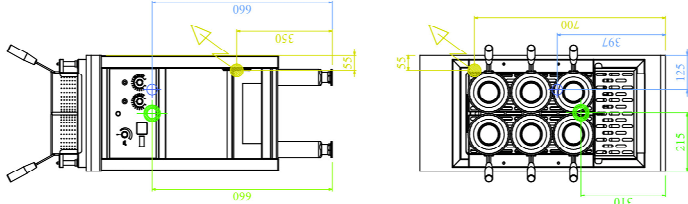
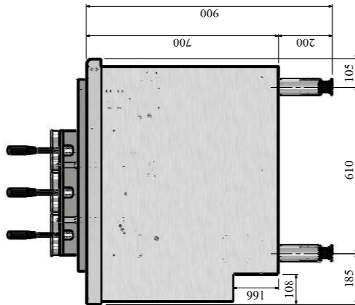
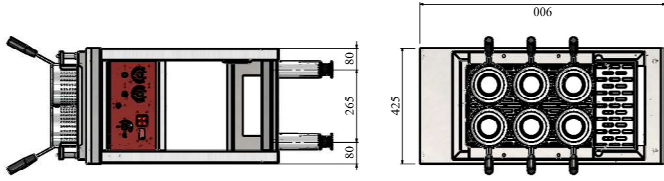





**Below:**

- . Open bay with removable F17 TI stainless steel floor

OPTIONS	CODE
Hinged doors for open base	V01980
S/S rear panel fitted in factory W : 415 x H : 645 mm	V01181
Automatic lift for baskets 1-230 V+E	V02929

ACCESSORIES	CODE
S/S clip on plinth panels H : 170 mm for standard legs	V01186



 <p>         Conexión gas          Gas connection          Gasanschluss          Conexión gas       </p>	 <p>         Conexión eléctrica          Electric connection          Elektrische Verbindung          Conexión eléctrica       </p>	 <p>         Options          Ausfertige          Opciones       </p>	 <p>         Conexión en frío          Cold water connection          Kaltwasseranschluss          Conexión agua fría       </p>	 <p>         Conexión en caliente          Hot water connection          Warmwasseranschluss          Conexión agua caliente       </p>	 <p>         Conexión en caliente          Hot water connection          Warmwasseranschluss          Conexión agua caliente       </p>	 <p>         Ecoulement eaux usées          sewage outflow          wasserablauf          desage       </p>
						
						
 <div style="display: flex; justify-content: space-between; align-items: center;"> <div data-bbox="1085 1198 1246 1232">      </div> <div data-bbox="1085 1232 1246 1344"> <p>3~400v + N+ PE P: 11KW</p> <p>Ø 15X21 (F1/2")</p> <p>Ø 40X49 (1-1/2")</p> </div> </div> <p style="text-align: right; margin-top: 10px;">V02925 PRO 900 B-EICUISFAT 1/I</p>						



LES AUTHENTIQUES DE LA CUISSON

**CHARVET**

1170 rue principale - BP3 - 38850 Charavines - FRANCE

Tél: +33 (0)4 76 06 64 22 - info@charvet.fr

[www.charvet.fr](http://www.charvet.fr)



YouTube

