



FULL MODULE UNIT - BURNER FOR PAËLLA

BRIDGE UNIT

Pro 900

Summary

Energy :

GAS

Code :

V02792

Designation :

R-G1FP

Dimensions (W x D x H) :

850 x 900 x 320/380 mm

Power : 24 kW (gas)

Voltage/Electric p. :

Weight :

DEVICE DESCRIPTION

General description

Chassis :

Support frame in AISI 304 stainless steel, thickness 15 to 30/10, assembled by high intensity.

Top :

Top (frame) in AISI 304 stainless steel, 30/10 thick, with 55 mm front flanged edge and plywood.



Top :

. 1 set 600 * 600 mm of 1 cast iron paella fire, removable brass

head and steel / stainless steel (hexagonal) of 24 Kw.

. safety by independent thermocouples on each burner with electric ignition.

. steel or cast iron grids.

. 18-10 stainless steel cleanliness drawer.

. gas connection: 1/2 " male thread or (larger diameter on general supply rail depending on the composition of the ensemble).

Chassis (only if several stoves):

. assembly frame in 18-10 stainless steel tube 30 x 60 x 1 top profiles in 18-10 stainless steel sheet 30/10 thick, with plates for fixing the bridge units.

Natural gas flow G20/20 :

2,54

Propane gas flow G31/37 :

1,86

OPTIONS

CODE

Electric spark ignition 1-230V+E/0,002 kW

Included









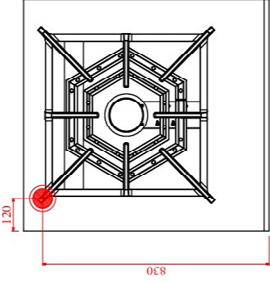

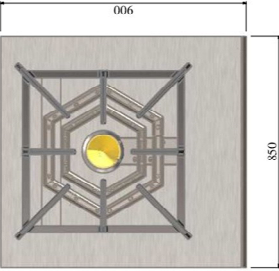





S/S rear panel fitted in factory W : 840 x H : 265 mm

V01290

ACCESSORIES

CODE



 <p>Connexion gaz Gas connection Gasanschluss Conexión gas</p>	 <p>Connexion électrique Electric connection Elektrische verbindung Conexión eléctrica</p>	 <p>Options Optionen Ausstattung Opciones</p>	 <p>Connexion eau froide Cold water connection Kaltwasseranschluss Conexión agua fría</p>	 <p>Connexion eau chaude Hot water connection Warmwasseranschluss Conexión agua caliente</p>	 <p>Connexion eau adoucie Softened water connection Wasserzulauf Wasserzulauf (gef. filtertes wasser) ≤ 3 bars-7°F Conexión agua Conexión agua ≤ 3 bars-7°F</p>	 <p>Ecoulement eaux usées sewage outflow wasserlauf desagüe</p>
				     <p>Ø 15x21 (1/2") 1~230V + PE Ø 1.50mm²</p>	<p>V02792 PRO900R-CIFP</p>	



LES AUTHENTIQUES DE LA CUISSON

CHARVET

1170 rue principale - BP3 - 38850 Charavines - FRANCE

Tél: +33 (0)4 76 06 64 22 - info@charvet.fr

www.charvet.fr

