

GENERAL DESCRIPTION

Chassis:
One-piece seam-welded AISI 304 stainless steel chassis, 1.5 to 3 mm thick.

- Top:
AISI 304 stainless steel top frame, 2 mm thick, with a 55 mm high edge having a 18 mm radius and return to underside.



APPLIANCE DESCRIPTION

Dimensions (mm) : W : 425 x D : 800 x H : 380

- Top :
 - . 7L capacity tanks, 1 mm thick AISI 304 stainless steel, with cold and heat zones and a 20 mm high edge to prevent debris from falling in the cooking oil
 - . Oil level warning marks
 - . Drain tap to front
 - . Removable lid in AISI 304 stainless steel, 1 mm thick AISI 304 stainless steel
 - . Electric heating with removable immersed element rated 8 kW

- Control and safety :
 - . On/Off switch, control thermostat and indicator lights
 - . Safety thermostat with manual reset
 - . Safety micro-switch to secure the position of the immersed element

- Accessory :
 - . 1 nickel coated fryer basket

- Base :
 - . Bridge unit

Electrical rating : 8 kW / 3~400V+E

Output 18 kg/h blanched chips

Natural gas flow
G20/20 :

-

Propane gas flow
G31/37 :

-








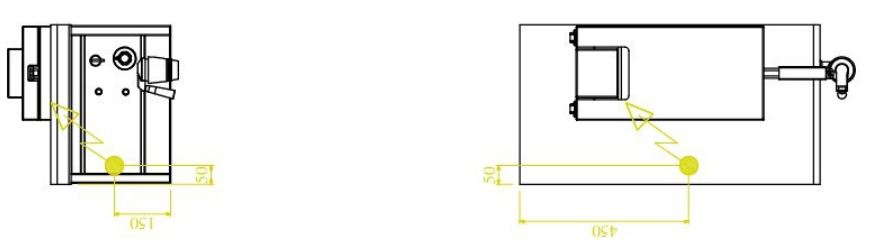
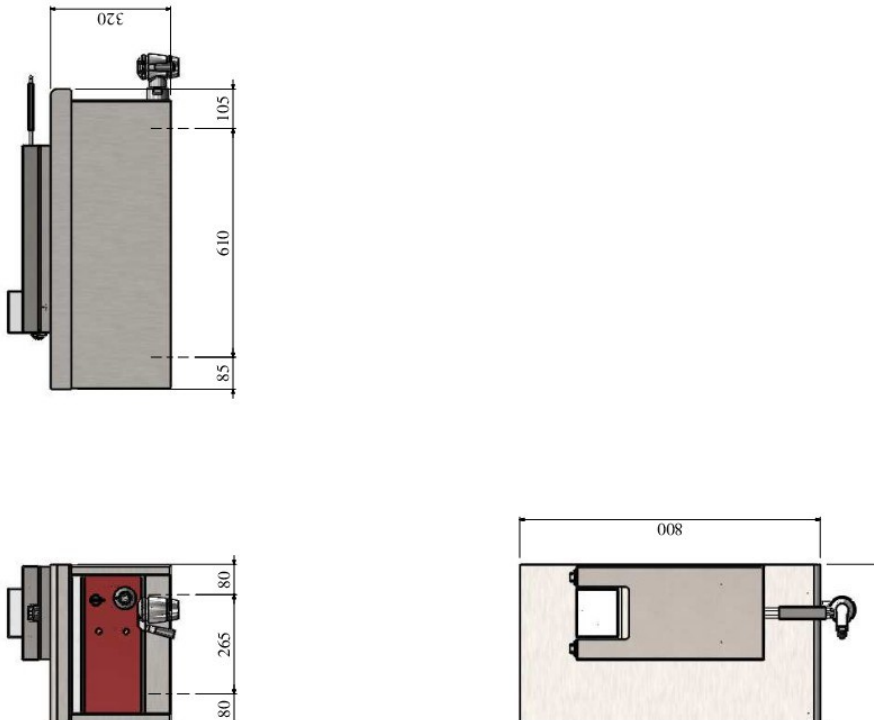





REFERENCE : 1/2 R-E1FR0708-D

CODE	DIMENSIONS	ALIMENTATION	POWER	WEIGHT
V02704	425 X 800 X 320/380	3~400V+E	ELEC : 8 kW	45 kg

OPTIONS	CODE
150 mm wide plating shelf	V00805
-	-
-	-
-	-
-	-
-	-
-	-
-	-
-	-
-	-

ACCESSORIES	CODE
Fryer basket	09138A
-	-
-	-



 <p>Connexion gaz Gas connection Gasanschluss Conexión gas</p>	 <p>Connexion électrique Electric connection Elektrische Verbindung Conexión eléctrica</p>	 <p>Options Options Aufanfrage Opciones</p>	 <p>Connexion eau froide Cold water connection Kaltwasseranschluss Conexión agua fría</p>	 <p>Connexion eau chaude Hot water connection Warmwasseranschluss Conexión agua caliente</p>	 <p>Connexion eau adoucie ≤ 3bars-t.h....7°F Softened water connection ≤ 3bars-7°F Wasserzulauf (gefiltertes wasser ≤ bars-ab: 7°C/GH) Conexión agua blanda ≤ 3 bars-t.h....7°F</p>	 <p>Écoulement eaux usées sewage outflow wasserablauf desagüe</p>
						
						
    						
<p>3~400V + PE P: 8 kW</p>						
<p>V02704 PRO800-1/2R-EJFR0708-D</p>						