



# SALAMANDERS WITH REMOVABLE GRID TO PLACE OR HANG - 1 heating zone

## Salamanders

### Summary

**Energy : ELEC**

**Code : V02683**

**SALAM-E800**

W x D x H (mm) : 600/800 X 500 X 400 mm  
Voltage/Electrical P. : 3~400V+N+E / 4,5 kW

## Description of the device

### General description

**Chassis :**

Support frame in AISI 304 stainless steel, thickness 15 to 30/10, assembled by high intensity electric welds.

**Top :**

Openwork top (frame) in AISI 304 stainless steel, 30/10 thickness.



**- Top :**

- . Fixed ceiling salamander.
- . Salamander in AISI304 stainless steel.
- . 6 infrared quartz system blocks, instantaneous heating - Total power: 3 kW. . On-off switch -4 heating positions : Preheating. 1/2 left part, 1/2 right part, total surface.

Endowment : Fried pan and grill.

**Natural gas flow G20/20 :**

-

**Propane gaz flow G31/37 :**

-

**Dimensions (mm) :**

600/800 X 500 X 400 mm

**Voltage/Electrical P. :**

3~400V+N+E / 4,5 kW

**Power :**

4,5 kW

**Weight :**

45 kg

### OPTIONS

### CODE








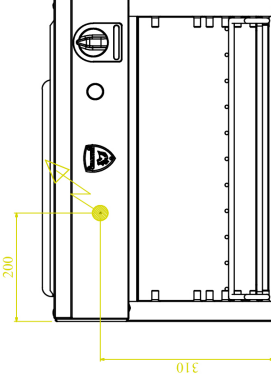
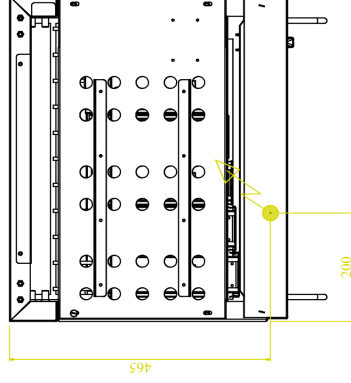
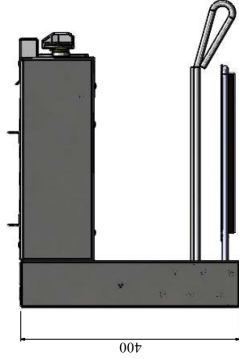
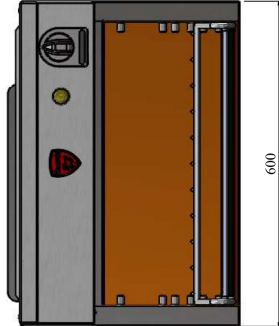
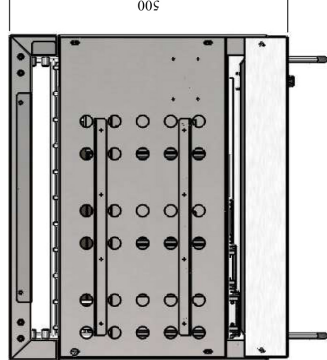





Stainless steel T-squares for wall fixing (7) - standard fixing	2 included
Stainless steel support column (8) - path for electric cable included	V01839
On reinforced central flue (9) (10) - flue partially in function	V02359
Enamelled control panel	V03488
Tube base/mini technical duct (4) (5) - on top of carrier block	V00853
Insulated floor	V02905
-	-
-	-
-	-

### ACCESSORIES

### CODE

-	-
-	-
-	-



 <p>Connexion gaz Gas connection Gasanschluss Conexión gas</p>	 <p>Connexion électrique Electric connection Elektrische Verbindung Conexión eléctrica</p>	 <p>Options Optionen Aufanlage Opciones</p>	 <p>Connexion eau froide Cold water connection Kaltwasseranschluss Conexión agua fría</p>	 <p>Connexion eau chaude Hot water connection Warmwasseranschluss Conexión agua caliente</p>	 <p>Connexion eau adoucie ≤ 3bars-Lh...7°F Softened water connection ≤ 3bars-7°F Wasserlauf (gefiltertes wasser ≤ bars-ab: 7°C/CH) Conexión agua blanda ≤ 3 bars-Lh...7°F</p>	 <p>Ecoulement eaux usées sewage outflow wasserablauf desagüe</p>
						
						
					     <p>3~400 V + PE + Ø 1.5mm²</p>	<p>V02228 SALAMANDRE 600 ELECTRIQUE COMMUNE A DROITE</p>



LES AUTHENTIQUES DE LA CUISSON

**CHARVET**

1170 rue principale - BP3 - 38850 Charavines - FRANCE

Tél: +33 (0)4 76 06 64 22 - info@charvet.fr

[www.charvet.fr](http://www.charvet.fr)



YouTube

