



# HALF MODULE UNIT - CHARGRILL CAST-IRON

## BRIDGE UNIT

# Pro 900

### Summary

**Energy :**

**GAS**

**Code :**

**V02387**

**Designation :**

**R-G1GRILPIER**

**Dimensions (W x D x H) :**

**425 x 900 x 320/380 mm**

**Power : 15 kW (gas)**

**Voltage/Electric p. :**

**Weight :**

## DEVICE DESCRIPTION

### General description

**Chassis :**

**Support frame in AISI 304 stainless steel, thickness 15 to 30/10, assembled by high intensity.**

**Top :**

**Top (frame) in AISI 304 stainless steel, 30/10 thick, with 55 mm front flanged edge and plywood.**

**Above :**

. 1 refractory bricks grill with stainless steel hearth with plume  
. 400 x 470 cooking grid with round steel bars, with handles and device

height adjustment on 3 levels

. Stainless steel support grid for bricks (12 mm diameter rounds)

. Multi - ramp burner in stainless steel tube, power 13 kW with pilot burner and safety by thermocouple


. "Stop - full fire - ralenθ" tap with clearance adjustment

. Cleanliness drawer in 18-10 stainless steel

**Frame (only if several stoves):**

. Assembly frame in 18-10 stainless steel tube 30 x 60 x 1 mm

and profiles in 18-10 stainless steel sheet 30/10 thick, with stove mounting plates



**Natural gas flow G20/20 :**

1,37

**Propane gas flow G31/37 :**

1,01

### OPTIONS

### CODE

Electric spark ignition 1-230V+E/0,002 Kw

V00567

S/S rear panel fitted in factory W : 415/490 x H : 265 mm

V01290








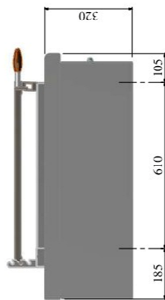
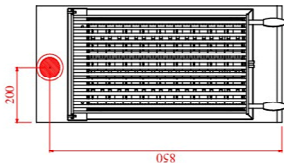
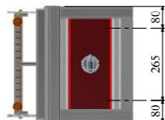
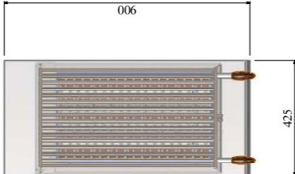





### ACCESSORIES

### CODE

Recharge "refractory briquettes" set of 45 briquettes for 1 griddle

V02252



 <p>Connexion gaz Gas connection Gasanschluss Conexión gas</p>	 <p>Connexion électrique Electric connection Elektrische verbindung Conexión eléctrica</p>	 <p>Options Optionen Auilanträge Opciones</p>	 <p>Connexion eau froide Cold water connection Kaltwasseranschluss Conexión agua fría</p>	 <p>Connexion eau chaude Hot water connection Warmwasseranschluss Conexión agua caliente</p>	 <p>Connexion eau adoucie Softened water connection Wasserzulauf Conexión agua ≤ 3bars-7°F Wasserzulauf (gef. filtertes wasser) ≤ 3bars-7°F (GH) Conexión agua (adulada) ≤ 3 bars-lb.-7°F</p>	 <p>Ecoulement eaux usées sewage outflow wasserlauf desagüe</p>	
							
<p>Ø 15x21 (1/2")</p> <p>1~230V + PE Ø 1.50mm<sup>2</sup></p>		    		<p>v02.387 PRO900-1/2R-GIRILLPIER-0</p>			



LES AUTHENTIQUES DE LA CUISSON

**CHARVET**

1170 rue principale - BP3 - 38850 Charavines - FRANCE

Tél: +33 (0)4 76 06 64 22 - info@charvet.fr

[www.charvet.fr](http://www.charvet.fr)

