

### GENERAL DESCRIPTION

Chassis:  
One-piece seam-welded AISI 304 stainless steel chassis, 1.5 to 3 mm thick.

- Top:  
AISI 304 stainless steel top frame, 2 mm thick, with a 55 mm high edge having a 18 mm radius and return to underside.



### APPLIANCE DESCRIPTION

Dimensions (mm): W : 425 x D : 800 x H : 320/380.

- Top :
  - . Chargrill with refractory briquets.
  - . 1 stainless steel "V-shaped" griddle measuring 365x485 mm each with handle and 3 positions adjustment.
  - . Grease collection tray
  - . 'Multi-ramps' stainless steel burner located in a stainless steel fire box.
  - . Stainless steel support grid for briquets.
- Control : flame failure safety cut-out thermocouple; recessed gas tap (OFF/Full power/slow-down positions).
- . Drip tray in front, AISI 304 stainless
- Base :  
Bridge unit
- Gas rating : 10kW.

Natural gas flow G20/20 :	1,06 l/h
------------------------------	----------

Propane gas flow G31/37 :	0,78 kg/h
------------------------------	-----------








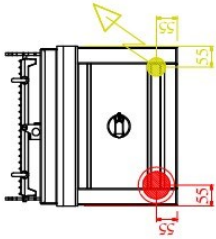
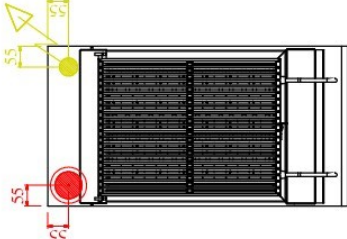
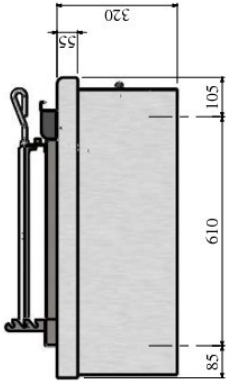
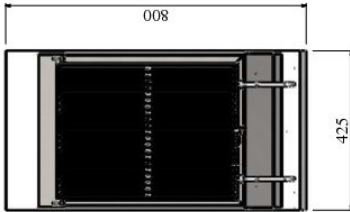




REFERENCE : 1/2 R-G1GRILPIER-V

CODE	DIMENSIONS	ALIMENTATION	POWER	WEIGHT
<b>V02268</b>	425 X 800 X 320/380	-	GAS : 10 kW	65 kg

OPTIONS	CODE
150 mm wide plating shelf	V00805
-	-
Electric ignition for burners (Requires 1~230V+E supply)	V00567
Stainless steel rear panel fitted in factory	V01289
-	-
-	-
-	-
-	-
-	-
-	-

ACCESSORIES	CODE
Set of refractory briquets	V02250
-	-
-	-



 <p>Connexion gaz Gas connection Gasanschluss Conexión gas</p>	 <p>Connexion électrique Electric connection Elektrische Verbindung Conexión eléctrica</p>	 <p>Options Options Aufanfrage Opciones</p>	 <p>Connexion eau froide Cold water connection Kaltwasseranschluss Conexión agua fría</p>	 <p>Connexion eau chaude Hot water connection Warmwasseranschluss Conexión agua caliente</p>	 <p>Connexion eau adoucie ≤ 3bars-t.h...7°F Softened water connection ≤ 3bars-7°F Wasserzulauf (gefiltertes wasser ≤ bars-ab: 7°C/GH) Conexión agua blanda ≤ 3 bars-t.h...7°F</p>	 <p>Ecoulement eaux usées sewage outflow wasserablauf desagüe</p>	
							
							
<p>Ø 15x21 (1/2") P: 10 kW</p>		<p>1~230 + PE P: 0,002 kW</p>					
						<p><b>V02268</b> PRO800-1/2R-G1GRILPIER-V</p>	