

2 CHARGRILLS OVER 1 TANK

OPEN BASE

GENERAL DESCRIPTION

Chassis:
One-piece seam-welded AISI 304 stainless steel chassis, 1.5 to 3 mm thick.

- Top:
AISI 304 stainless steel top frame, 2 mm thick, with a 55 mm high edge having a 18 mm radius and return to underside.

- Legs:
200 mm high AISI 304 stainless steel legs, diam.: 60 mml. Adjustable PVC feet (0 / + 30).

Natural gas flow G20/20 :	2,12 l/h
------------------------------	----------

Propane gas flow G31/37 :	1,55 kg/h
------------------------------	-----------

REFERENCE : B-G2GRILPIER-0-1B



APPLIANCE DESCRIPTION

Dimensions (mm): W : 850 x D : 800 x H : 900.

- Top :
 - . Chargrill with refractory briquets.
 - . 2 cast iron griddle measuring 365x450mm each with handle and 3 positions adjustment.
 - . 2 'Multi-ramps' stainless steel burners located in a stainless steel fire box.
 - . Stainless steel support grid for briquets.
- Control : flame failure safety cut-out thermocouple; recessed gas tap (OFF/Full power/slow-down positions).
- . AISI 304 stainless drip tray in front.

- Base :
 - . Open base








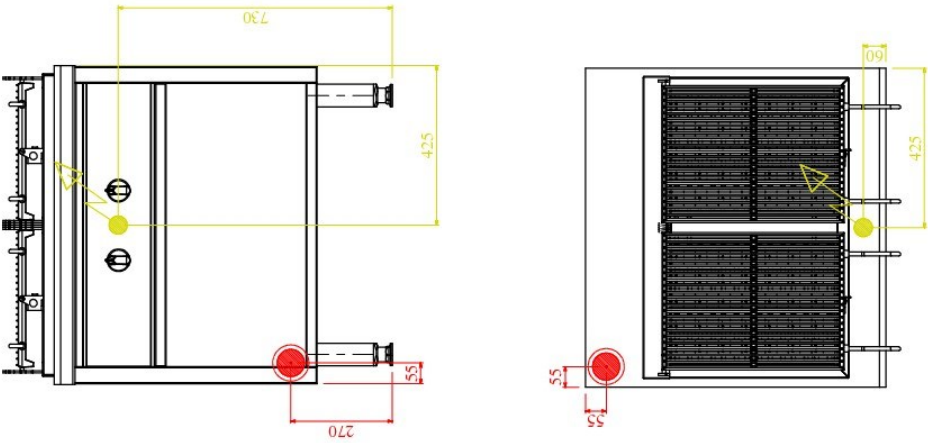
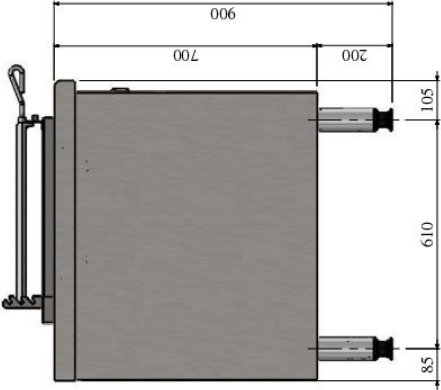
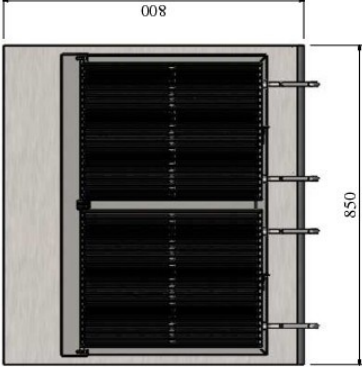





- Gas rating : 20 kW.

CODE	DIMENSIONS	ALIMENTATION	POWER	WEIGHT
V02080	850 X 800 X 900	-	GAS : 20 kW	135 kg

OPTIONS	CODE
150 mm wide plating shelf	V00806
Hinged doors for open base	V01813
Electric ignition for burners (Requires 1~230V+E supply)	V01014
Stainless steel rear panel fitted in factory	V01182
Stainless steel plinth to clamp on legs	V01187
-	-
-	-
-	-
-	-
-	-

ACCESSORIES	CODE
Set of refractory briquets	V02251
-	-
-	-



 <p>Connexion gaz Gas connection Gasanschluss Conexión gas</p>	 <p>Connexion électrique Electric connection Elektrische Verbindung Conexión eléctrica</p>	 <p>Options Options Aufträge Opciones</p>	 <p>Connexion eau froide Cold water connection Kaltwasseranschluss Conexión agua fría</p>	 <p>Connexion eau chaude Hot water connection Warmwasseranschluss Conexión agua caliente</p>	 <p>Connexion eau adoucie ≤ 3bars-t.h...7°F Softened water connection ≤ 3bars-7°F Wasserzulauf (gefiltertes wasser ≤ bars-ab: 7°C/GH) Conexión agua blanda ≤ 3 bars-t.h...7°F</p>	 <p>Écoulement eaux usées sewage outflow wasserablauf de-sage</p>
						
						
 <p>Ø 15x21 (1/2") P : 20 kW 1~230V + PE P : 0,002 kW</p> <p>    </p> <p>V02080 PRO800B-G2GRILPIER-O-1B</p>						

