



HALF MODULE UNIT - CHARGRILL STAINLESS STEEL

OPEN BASE - 1 FLOOR

Pro 900

Summary

Energy :

GAS

Code :

V02071

Designation :

B-G1GRILPIER-V

Dimensions (W x D x H) :

425 x 900 x 900 mm

Power : 15 kW (gas)

Voltage/Electric p. :

Weight :

DEVICE DESCRIPTION

General description

Chassis :

Support frame in AISI 304 stainless steel, thickness 15 to 30/10, assembled by high intensity electric welds and lower rear release for passage of cables and supply tubes.

Top :

Top (frame) in AISI 304 stainless steel, 30/10 thick, with 55 mm front flanged edge and plywood.

Base :

Feet, height 200 mm, in AISI 304 stainless steel tube, diameter 60 mm with adjustable bases (0 / + 30).



Above :

- . refractory bricks grill: with stainless steel hearth with plume
- . 400 x 470 cooking grid with steel "V" bars, with handles and adjustable device in height on 3 levels
- . Stainless steel support grid for volcanic stones (12 mm diameter rounds)
- . Multi - ramp burner in stainless steel tube, power 13 kW with pilot burner and thermocouple safety device
- . Slow-motion "stop-full-fire" valve
- . Cleanliness drawer in 18-10 stainless steel

Below:

- . Free bay with removable 18-10 stainless steel floor with grease trap guides
- . Removable grease trap in 18-10 stainless steel with a capacity of 17 liters

Natural gas flow G20/20 :

1,37

Propane gas flow G31/37 :

1,01

OPTIONS

CODE








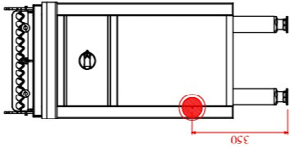

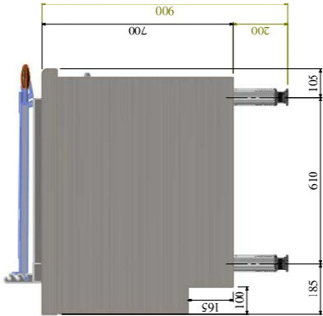







Hinged doors for open base	V01980
Drain pipe + tank in base for griddle or plancha	Included
Electric spark ignition 1-230V+E/0,002 Kw	V00567
S/S rear panel fitted in factory W : 415/490 x H : 645 mm	V01181

ACCESSORIES

CODE

Removable splash guard for 1 griddle or 1 plancha	V02252
S/S clip on plinth panels H : 170 mm for standard legs	V01186



 <p>Connexion gaz Gas connection Gasanschluss Conexión gas</p>	 <p>Connexion électrique Electric connection Elektrische verbindung Conexión eléctrica</p>	 <p>Options Optionen Aufträge Opciones</p>	 <p>Connexion eau froide Cold water connection Kaltwasseranschluss Conexión agua fría</p>	 <p>Connexion eau chaude Hot water connection Warmwasseranschluss Conexión agua caliente</p>	 <p>Connexion eau adoucie Softened water connection Weichwasseranschluss Conexión agua suavizada ≤ 3bars-7°F Wasserzulauf (gef. filtertes wasser) ≤ bars-ab 7/°FH Conexión agua suavizada ≤ 3 bars-lb.-7°F</p>	 <p>Ecoulement eaux usées sewage outflow wasserablauf desagüe</p>
						     <p>Ø 15x21 (1/2") 1~230V + PE Ø 1.50mm²</p>
				<p>v02/071 PRO900-1/2B-GIRLPIER-V</p>		



LES AUTHENTIQUES DE LA CUISSON

CHARVET

1170 rue principale - BP3 - 38850 Charavines - FRANCE

Tél: +33 (0)4 76 06 64 22 - info@charvet.fr

www.charvet.fr



YouTube

