



HALF MODULE UNIT - CHARGRILL CAST-IRON

OPEN BASE - 1 FLOOR

Pro 900

Summary

Energy :
GAS

Code :
V01955

Designation :
B-G1GRILPIER

Dimensions (W x D x H) :
425 x 900 x 900 mm
Power : 15 kW (gas)
Voltage/Electric p. :
Weight :

DEVICE DESCRIPTION

General description

Chassis :

Support frame in AISI 304 stainless steel, thickness 15 to 30/10, assembled by high intensity electric welds and lower rear release for passage of cables and supply tubes.

Top :

Top (frame) in AISI 304 stainless steel, 30/10 thick, with 55 mm front flanged edge and plywood.

Base :

Feet, height 200 mm, in AISI 304 stainless steel tube, diameter 60 mm with adjustable bases (0 / + 30).



Above :

- . 1 refractory bricks grill with stainless steel hearth with plume.
- . 400 x 470 openwork cast iron cooking grid , with handles and adjustment device in height on 3 levels.
- . Stainless steel support grid for bricks (12 mm diameter rounds).
- . Multi - ramp burner in stainless steel tube, power 13 kW with pilot burner and thermocouple safety device.
- . Valve "stop - full fire - slow motion" to take up play
- . Cleanliness drawer in 18-10 stainless steel.

Below:

- . Open bay with removable 18-10 stainless steel floor

Natural gas flow G20/20 :

1,37








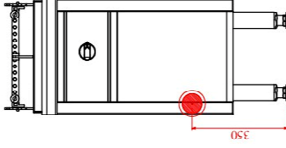
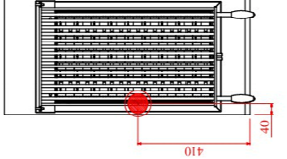
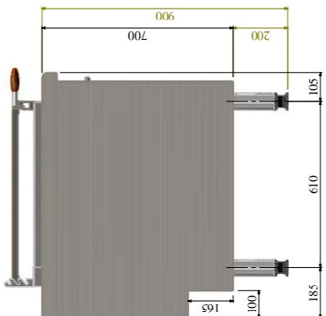








Propane gas flow G31/37 :

1,01

OPTIONS	CODE
Hinged doors for open base	V01980
Electric spark ignition 1-230V+E/0,002 Kw	V00567
S/S rear panel fitted in factory W : 415/490 x H : 645 mm	V01181

ACCESSORIES	CODE
Removable splash guard for 1 griddle or 1 plancha	V02252
S/S clip on plinth panels H : 170 mm for standard legs	V01186



 <p>Connexion gaz Gas connection Gasanschluss Conexión gas</p>	 <p>Connexion électrique Electric connection Elektrische verbindung Conexión eléctrica</p>	 <p>Options Optionen Aulatränge Opciones</p>	 <p>Connexion eau froide Cold water connection Kaltwasseranschluss Conexión agua fría</p>	 <p>Connexion eau chaude Hot water connection Warmwasseranschluss Conexión agua caliente</p>	 <p>Connexion eau adoucie Softened water connection Wasserzulauf Wasserzulauf (gef. filtertes wasser) ≤ 3bars-7°F Conexión agua ≤ 3 bars-lb.-7°F</p>	 <p>Ecoulement eaux usées sewage outflow wasserlauf desagüe</p>	
							
				     <p>Ø 15x21 (1/2") 1~230V + PE Ø 1.50mm²</p>		<p>v01955 PRO900-1/2B-GIRLPIER-0</p>	



LES AUTHENTIQUES DE LA CUISSON

CHARVET

1170 rue principale - BP3 - 38850 Charavines - FRANCE

Tél: +33 (0)4 76 06 64 22 - info@charvet.fr

www.charvet.fr

