

CHARGRILL

OPEN BASE

GENERAL DESCRIPTION

Chassis:
One-piece seam-welded AISI 304 stainless steel chassis, 1.5 to 3 mm thick.

- Top:
AISI 304 stainless steel top frame, 2 mm thick, with a 55 mm high edge having a 18 mm radius and return to underside.

- Legs:
200 mm high AISI 304 stainless steel legs, diam.: 60 mml. Adjustable PVC feet (0 / + 30).



APPLIANCE DESCRIPTION

Dimensions (mm): W : 425 x D : 800 x H : 900.

- Top :
 - . Chargrill with refractory briquets.
 - . Cast iron griddle measuring 365x450mm with handle and 3 positions adjustment.
 - . 'Multi-ramps' stainless steel burner located in a stainless steel fire box.
 - . Stainless steel support grid for briquets.
- Control : flame failure safety cut-out thermocouple; recessed gas tap (OFF/Full power/slow-down positions).
- . Drip tray in front, AISI 304 stainless

- Base :
 - . Open base

- Gas rating : 10kW.

Natural gas flow G20/20 :	1,06 l/h
------------------------------	----------

Propane gas flow G31/37 :	0,78 kg/h
------------------------------	-----------








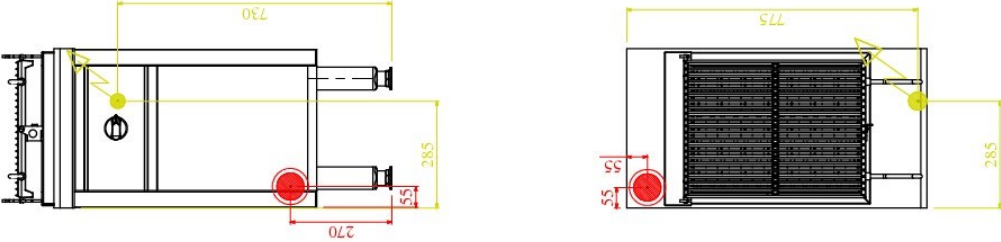
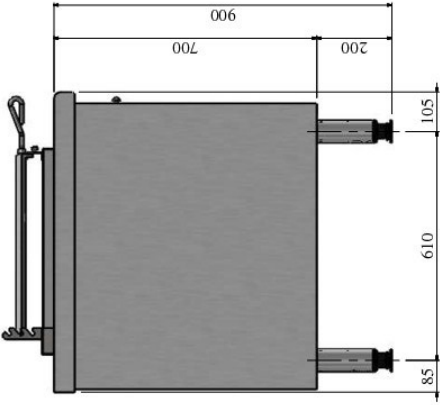
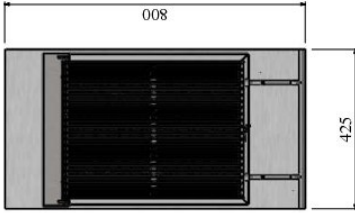

REFERENCE : 1/2 B-G1GRILPIER

CODE	DIMENSIONS	ALIMENTATION	POWER	WEIGHT
V01930	425 X 800 X 900	-	GAS : 10 kW	75 kg

OPTIONS	CODE
150 mm wide plating shelf	V00805
Hinged door for open base	V01937
Electric ignition for burners (Requires 1~230V+E supply)	V00567
Stainless steel rear panel fitted in factory	V01181
Stainless steel plinth to clamp on legs	V01186
-	-
-	-
-	-
-	-
-	-

ACCESSORIES	CODE
Set of refractory briquets	V02250
-	-
-	-



 Connexion gaz Gas connection Gasanschluss Conexión gas	 Connexion électrique Electric connection Elektrische Verbindung Conexión eléctrica	 Options Options Aufanfrage Opciones	 Connexion eau froide Cold water connection Kaltwasseranschluss Conexión agua fría	 Connexion eau chaude Hot water connection Warmwasseranschluss Conexión agua caliente	 Connexion eau adoucie ≤ 3bars-t.h...7°F Softened water connection ≤ 3bars-7°F Wasserzulauf (gefiltertes wasser ≤ bars-ab: 7°GH) Conexión agua blanda ≤ 3 bars-t.h...7°F	 Ecoulement eaux usées sewage outflow wasserablauf de-sague
						
   Ø 15x21 (1/2") P: 10 kW 1~230V + PE P: 0,002 kW						
V01930 PRO800-1/2B-G1GRILPIER-O						