



FULL MODULE UNIT - 4 OPEN BURNERS

BRIDGE UNIT

Pro 900

Summary

Energy :

GAS

Code :

V01725

Designation :

R-G4FN

Dimensions (W x D x H) :

850 x 900 x 320/380 mm

Power : 33 kW (gas)

Voltage/Electric p. :

Weight :

DEVICE DESCRIPTION

General description

Chassis :

Support frame in AISI 304 stainless steel, thickness 15 to 30/10, assembled by high intensity electric welds and lower rear release for passage of cables and supply tubes.

Top :

Top (frame) in AISI 304 stainless steel, 30/10 thick, with 55 mm front flanged edge and plywood.



Top :

- . 2 sets of 2 open burners under cast iron pan support measuring 420 x 300 mm.
- . "crown" "I.SYSTEM" burner rated 10 kW (front) and 6.5 kW (back), with flame failure safety cut out thermocouple - Pilot ignition : "stop - ignition - full fire - idle" valves with clearance adjustment.
- . 1 stainless steel wire grid reducer.
- . Enamelled removable spillage tray.
- . Lower 18-10 stainless steel spillage drawer.

Chassis : (only if several bridge units) :

- . Assembly frame in 18-10 stainless steel tube 30 x 60 x 1 mm and 18-10 stainless steel sheet profiles 30/10 thick, with plates for fixing the stoves.

Natural gas flow G20/20 :

3,49

Propane gas flow G31/37 :

2,56

OPTIONS

CODE

Removable water tank 1-230V+E/0,008kW

V02409

Electric spark ignition 1-230V+E/0,002 kW

V01014

"Double-crown" burner 8 kW In place of 1 standard burner

V02459

"IS-ECO" burner In place of 2 standard burners 1-230 V + E

V02890









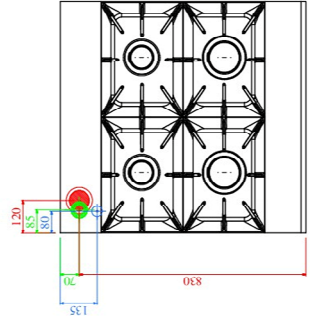

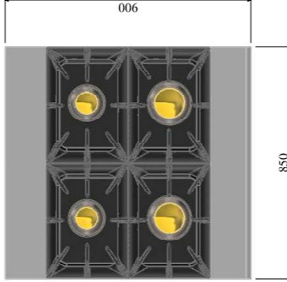






S/S rear panel fitted in factory - W : 850 x H : 265 mm

V01290

ACCESSORIES

CODE



 <p>Connexion gaz Gas connection Gasanschluss Conexión gas</p>	 <p>Connexion électrique Electric connection Elektrische Verbindung Conexión eléctrica</p>	 <p>Options Optionen Ausstattungen Opciones</p>	 <p>Connexion eau froide Cold water connection Kaltwasseranschluss Conexión agua fría</p>	 <p>Connexion eau chaude Hot water connection Warmwasseranschluss Conexión agua caliente</p>	 <p>Connexion eau adoucie Softened water connection Wasserzulauf Wasser ≤ 3bars-7°F Wasserzulauf (gef. filtertes wasser ≤ 3bars-7°F/3FH) Conexión agua ≤ 3 bars-4.7°F</p>	 <p>Ecoulement eaux usées sewage outflow wasserlauf desagüe</p>
					     <p>Ø 15x21 (1/4") 1 ~230V + PE Ø1.50mm² Ø 8x13 (1/4") Ø 20x27 (F3/4")</p>	<p>V01725 PRO900R-C4FN</p>



LES AUTHENTIQUES DE LA CUISSON

CHARVET

1170 rue principale - BP3 - 38850 Charavines - FRANCE

Tél: +33 (0)4 76 06 64 22 - info@charvet.fr

www.charvet.fr

