

2 SOLID TOPS

GN2/1 ELECTRIC OVEN

GENERAL DESCRIPTION

Chassis:
One-piece seam-welded AISI 304 stainless steel chassis, 1.5 to 3 mm thick.

- **Top:**
AISI 304 stainless steel top frame, 2 mm thick, with a 55 mm high edge having a 18 mm radius and return to underside.

- **Legs:**
200 mm high AISI 304 stainless steel legs, diam.: 60 mm. Adjustable PVC feet (0 / + 30).

Natural gas flow G20/20 :	1,48
---------------------------	------

Propane gas flow G31/37 :	1,09
---------------------------	------

REFERENCE : M2PL



APPLIANCE DESCRIPTION

Dimensions (mm) : W : 850 x D : 800 x H : 900.








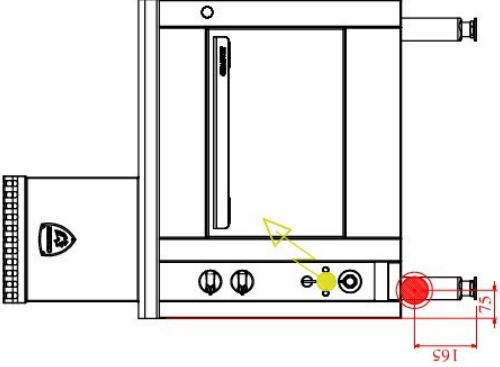
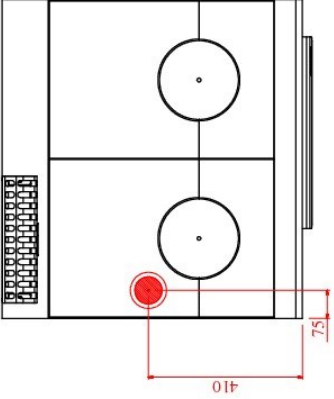
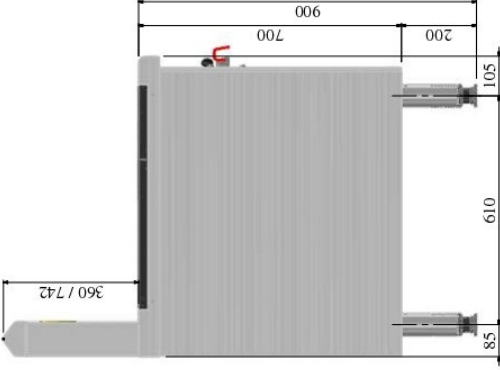


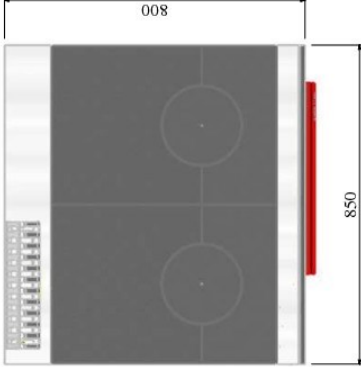





- Top :
 - . 2 cast iron solid top measuring 420x600mm with off-centred bull's eye.
 - . 2 Crown burner rated 7 kW each
 - . Refractory cement heat retention shielding underneath and inside a stainless steel removable casing.
 - . Control : pilot light and flame failure safety cut-out thermocouple; recessed gas tap (OFF/ignition/full power/slow-down positions).
 - . Drip tray in front, AISI 304 stainless steel.
- Base:
 - . Static electric oven GN2/1 - W 530 x D 650 x H 300mm.
 - . 3-400V+E heating elements for mild-steel base and top ; rated 5kW; 8-position control knob: "vault/0/mild-steel base/0/low V+mild-steel base/0/high V+mild-steel base/0" - 50-300°C thermostat; indicators.
 - . AISI 304 stainless steel cavity, 4-mm thick mild steel base, stainless steel double skinned insulated sides, removable 3-position enamelled steel shelf runner (space between: 70mm), 1 x GN2/1 nickel coated oven shelf with anti-tilt supports + 1xGN2/1 pastry shelf.
 - . AISI 304 stainless steel door and inner door with insulation, enamelled steel handle with aluminium supports.
- Gas rating : 14kW
- Electrical rating : 5kW / 1~400V+E

CODE	DIMENSIONS	ALIMENTATION	POWER	WEIGHT
V01584	850 X 800 X 900	3~400V+E	GAS : 14 kW	205 kg

OPTIONS	CODE
150 mm wide plating shelf	V00806
-	-
-	-
Removable water tank (Requires water and mains drainage connection)	V02233
Electric ignition for burners (Requires 1~230V+E supply)	V01014
-	-
Stainless steel rear panel fitted in factory	V01182
Stainless steel plinth to clamp on legs	V01187
-	-
-	-

ACCESSORIES	CODE
-	-
-	-
-	-



 <p>Connexion gaz Gas connection Gasanschluss Conexión gas</p>	 <p>Connexion électrique Electric connection Elektrische Verbindung Conexión eléctrica</p>	 <p>Options Options Aufanfrage Opciones</p>	 <p>Connexion eau froide Cold water connection Kaltwasseranschluss Conexión agua fría</p>	 <p>Connexion eau chaude Hot water connection Warmwasseranschluss Conexión agua caliente</p>	 <p>Connexion eau adoucie ≤ 3bars-t.h...7°F Softened water connection ≤ 3bars-7°F Wasserzulauf (gefiltertes wasser ≤ bars-ab: 7°C/GH) Conexión agua blanda ≤ 3 bars-t.h...7°F</p>	 <p>Écoulement eaux usées sewage outflow wasserablauf de-sague</p>
						
						
						
						
						
		<p>Ø15x21 (1/2") 1~230V + PE Ø1.50mm² 3~400V + PE</p>				
<p>V01584</p>		<p>PRO800M2PL</p>				