



FULL MODULE UNIT - 1 SMALL SOLID TOP + 2 OPEN BURNERS

OPEN BASE

Pro 900

Summary

Energy :

GAS

Code :

V01470

Designation :

B-G3PL/FN

Dimensions (W x D x H) :

850 x 900 x 900 mm

Power : 23,5 kW (gas)

Voltage/Electric p. :

Weight :

DEVICE DESCRIPTION

General description

Chassis :

Support frame in AISI 304 stainless steel, thickness 15 to 30/10, assembled by high intensity electric welds and lower rear release for passage of cables and supply tubes.

Top :

Top (frame) in AISI 304 stainless steel, 30/10 thick, with 55 mm front flanged edge and plywood.

Base :

Feet, height 200 mm, in AISI 304 stainless steel tube, diameter 60 mm with adjustable bases (0 / + 30).

Above :

- . 1 baking sheet:
- . Cast iron plate of: 420 x 600 mm with off-center plug
- . Crown type burner, power: 7 kW with pilot burner and thermocouple safety device
- . "Stop - ignition - full fire - idle" valve with backlash adjustment
- . Removable refractory elements in stainless steel formwork
- . Cleanliness drawer in 18-10 stainless steel
- . 2 open burners under cast iron grids of: 420 x 300 mm
- . Crown type "I.SYSTEM" burners, power: 10 kW at the front and 6.5 kW at the rear, with pilot lights and thermocouple safety.
- . "Stop - ignition - full fire - idle" valves with clearance adjustment.

. Removable enamelled steel toilet bowl.

. 1 grid reducer in stainless steel wire.

. Cleanliness drawer in 18-10 stainless steel.

Below:

. Free bay with removable 18-10 stainless steel floor in 2 parts



Natural gas flow G20/20 :

2,48

Propane gas flow G31/37 :

1,82

OPTIONS

CODE

Electric hot cupboard 4xGN2/1 in base 3-400V+N+E/2,25 kW-therm. 0-30/110°C

V00826

Hinged doors for open base

V01576

Removable water tank 1-230V+E/0,008kW

V02233

Electric spark ignition 1-230V+E/0,002 kW

V01014

'Double-crown'" burner 8 kW In place of 1 standard burner

V02459

S/S rear panel fitted in factory W : 840 x H: 645 mm

V01182








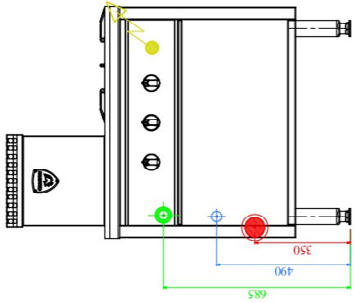
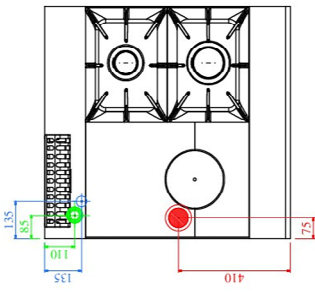
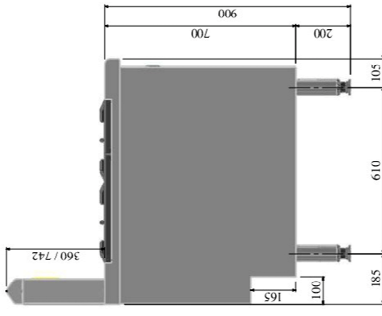
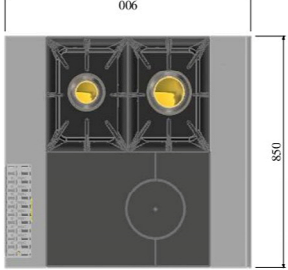
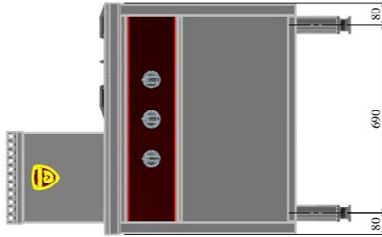
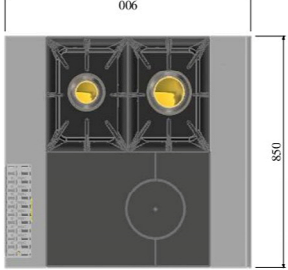





ACCESSORIES

CODE

S/S clip on plinth panels H : 170 mm for standard legs

V01187



 <p>Connexion gaz Gas connection Gasanschluss Conexión gas</p>	 <p>Connexion électrique Electric connection Elektrische verbindung Conexión eléctrica</p>	 <p>Options Optionen Ausstattunge Opciones</p>	 <p>Connexion eau froide Cold water connection Kaltwasseranschluss Conexión agua fría</p>	 <p>Connexion eau chaude Hot water connection Warmwasseranschluss Conexión agua caliente</p>	 <p>Connexion eau adoucie Softened water connection Wasserzulauf Wasserzulauf (gef. filtertes wasser) ≤ 3bars-7°F Conexión agua ≤ 3 bars-4.7°F</p>	 <p>Ecoulement eaux usées sewage outflow wasserlauf desagüe</p>
						
				<p>  Ø 15x21 (1/2")  1 ~230V + PE Ø 1.50mm²  Ø 8x13 (1/4")   Ø 20x27 (F3/4") </p>		<p>v01470 PRO000B-G3PL/FN</p>



LES AUTHENTIQUES DE LA CUISSON

CHARVET

1170 rue principale - BP3 - 38850 Charavines - FRANCE

Tél: +33 (0)4 76 06 64 22 - info@charvet.fr

www.charvet.fr



YouTube

