



FULL MODULE UNIT - 1 SMALL SOLID TOP + 2 OPEN BURNERS

GAS OVEN GN 2/1

Pro 900

Summary

Energy :

GAS

Code :

V01467

Designation :

G3PL/FN

Dimensions (W x D x H) :
850 x 900 x 900 mm
Power : 34,5 kW (gas)
Voltage/Electric p. : 1~230V+E/0,1
Weight :

DEVICE DESCRIPTION

General description

Chassis :

Support frame in AISI 304 stainless steel, thickness 15 to 30/10, assembled by high intensity electric welds and lower rear release for passage of cables and supply tubes.

Top :

Top (frame) in AISI 304 stainless steel, 30/10 thick, with 55 mm front flanged edge and plywood.

Base :

Feet, height 200 mm, in AISI 304 stainless steel tube, diameter 60 mm with adjustable bases (0 / + 30).

Top :

- . 1 baking sheet :
- . cast iron plate of: 420 x 600 mm with off-center plug.
- . crown type burner, power: 7 kW with pilot light and thermocouple safety.
- . "stop - ignition - full fire - idle" valve with backlash adjustment.
- . removable refractory elements in stainless steel formwork.
- . 18-10 stainless steel cleanliness drawer.
- . 2 open burners under cast iron grates of : 420 x 300 mm.
- . crown type "I.SYSTEM" burners, power : 10 kW at the front and 6.5 kW at the rear, with pilot lights and thermocouple safety.
- . "stop - ignition - full fire - idle" valves with clearance adjustment.
- . removable enamelled steel toilet bowl.
- . 1 stainless steel wire grid reducer.
- . cleanliness drawer in 18-10 stainless steel.

Base :

- . static gas oven GN2 / 1 : . dimensions W: 530 x D: 650 x H: 300 mm
- . "H" type burner in enamelled steel, power 11 kW with pilot burner and thermocouple safety.
- . stop-start-stop valve and regulation thermostat 50 - 300 ° C
- . 4 mm thick steel hearth / stainless steel muffle with high density insulation.
- . removable runners in enamelled steel, 3 levels of guides spaced 70 mm apart



Natural gas flow G20/20 :

3,65








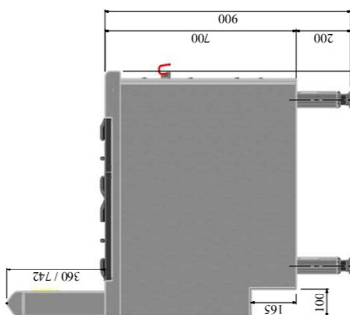


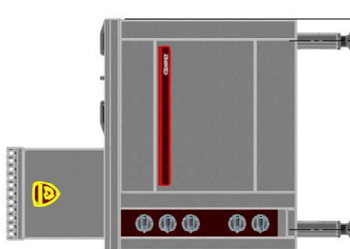
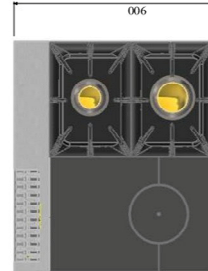
Propane gas flow G31/37 :

2,68

OPTIONS	CODE
Removable water tank 1-230V+E/0,008kW	V02233
Electric spark ignition 1-230V+E/0,002 kW	V01014
"Double-crown" burner 8 kW In place of 1 standard burner	V02459
S/S rear panel fitted in factory W : 840 x H: 645 mm	V01182
0	

ACCESSORIES	CODE
S/S clip on plinth panels H : 170 mm for standard legs	V01187



 <p>Connexion gaz Gas connection Gasanschluss Conexión gas</p>	 <p>Connexion électrique Electric connection Elektrische verbindung Conexión eléctrica</p>	 <p>Options Optionen Ausstattunge Opciones</p>	 <p>Connexion eau froide Cold water connection Kaltwasseranschluss Conexión agua fría</p>	 <p>Connexion eau chaude Hot water connection Warmwasseranschluss Conexión agua caliente</p>	 <p>Connexion eau adoucie Softened water connection Weichwasseranschluss Conexión agua suavizada ≤ 3bars-7°F Wasserzulauf (get filtertes wasser) ≤ 3bars-7°F (GH) Conexión agua suavizada ≤ 3 bars-lb.-7°F</p>	 <p>Écoulement eaux usées sewage outflow wasserablauf desagüe</p>
				 <p>Ø 15x21 (1/2") 1~230V + PE Ø 1.50mm² Ø 8x13 (1/4") Ø 20x27 (F3/4")</p>		
				<p>V01467 PRO000C3PL/FN</p>		



LES AUTHENTIQUES DE LA CUISSON

CHARVET

1170 rue principale - BP3 - 38850 Charavines - FRANCE

Tél: +33 (0)4 76 06 64 22 - info@charvet.fr

www.charvet.fr



YouTube

