



FULL MODULE UNIT - 2 SMALL SOLID TOPS

ELECTRIC OVEN GN 2/1

Pro 900

Summary

Energy :

GAS

Code :

V01460

Designation :

M2PL

Dimensions (W x D x H) :

850 x 900 x 900 mm

Power : 14 kW (gas)

Voltage/Electric p. : 3~400+N+E/5

Weight :

DEVICE DESCRIPTION

General description

Chassis :

Support frame in AISI 304 stainless steel, thickness 15 to 30/10, assembled by high intensity electric welds and lower rear release for passage of cables and supply tubes.

Top :

Top (frame) in AISI 304 stainless steel, 30/10 thick, with 55 mm front flanged edge and plywood.

Base :

Feet, height 200 mm, in AISI 304 stainless steel tube, diameter 60 mm with adjustable bases (0 / + 30).



Top : 2 hotplates

. Cast iron solid tops measuring 420 x 600 mm with off-center buffer.

. "crown" burner rated 7kW, with flame failure safety cut out thermocouple - Pilot ignition - "stop - ignition - full fire - idle" valve with backlash adjustment.

. Removable refractory elements in stainless steel formwork.

. 18-10 stainless steel cleanliness drawer.

Base : Static electric oven GN 2/1

. measuring L : 530 xD : 650 x H : 300 mm.

. Floor and vault heating by 3 ~ 400V + N + E resistors, power: 5 kW, switch and regulation thermostat 50 - 300 ° C + indicator lights for switching on the oven.

. Steel hearth 4 mm thick - stainless steel muffle with high density insulation.

. Removable runners in enamelled steel with 3 slide levels 70 mm apart.

. Door and storm door in 18-10 stainless steel, with high density insulation, enamelled steel handle on anodized aluminum supports, ensuring thermal break.

Natural gas flow G20/20 :

1,48

Propane gas flow G31/37 :

1,08

OPTIONS

CODE

Electric spark ignition 1-230V+E/0,002 kW

V01014

S/S rear panel fitted in factory W : 840 x H : 645 mm

V01182

0








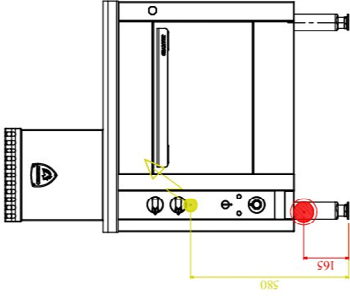
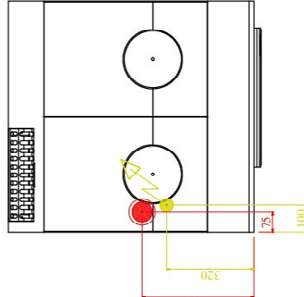
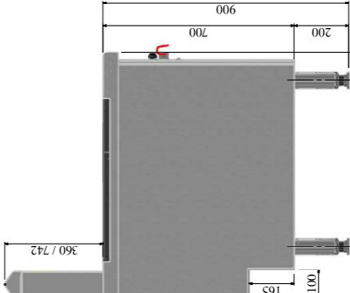
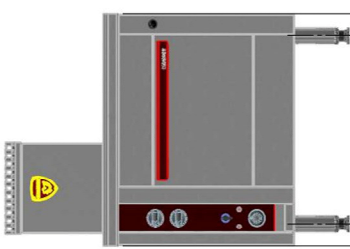
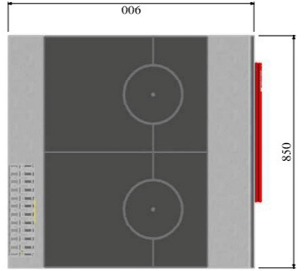





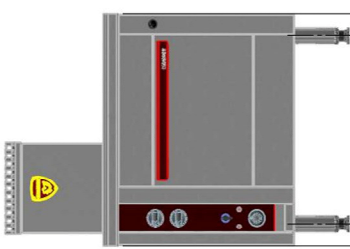
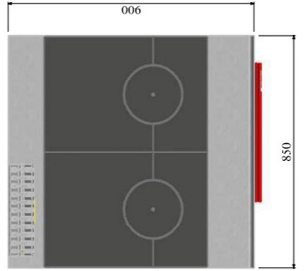
ACCESSORIES

CODE

S/S clip on plinth panels H : 170 mm for standard legs

V01187



 <p>Connexion gaz Gas connection Gasanschluss Conexión gas</p>	 <p>Connexion électrique Electric connection Elektrische verbindung Conexión eléctrica</p>	 <p>Options Optionen Ausstattung Opciones</p>	 <p>Connexion eau froide Cold water connection Kaltwasseranschluss Conexión agua fría</p>	 <p>Connexion eau chaude Hot water connection Warmwasseranschluss Conexión agua caliente</p>	 <p>Connexion eau adoucie Softened water connection Weichwasseranschluss Conexión agua suavizada ≤ 3bars-7°F Wasserzulauf (gef. filtertes wasser) ≤ 3bars-7°F (GHD) Conexión agua suavizada ≤ 3 bars-4.7°F</p>	 <p>Ecoulement eaux usées sewage outflow wasserablauf desagüe</p>				
										     <p>Ø15x21 (1/2") 1~230V + PE Ø1.50mm²</p>
				<p>V01460 PRO00M2PL</p>						



LES AUTHENTIQUES DE LA CUISSON

CHARVET

1170 rue principale - BP3 - 38850 Charavines - FRANCE

Tél: +33 (0)4 76 06 64 22 - info@charvet.fr

www.charvet.fr

